

POWERPS *SONIC*

Super Sport Series



2007-2008

**Battery Applications
And Specifications**

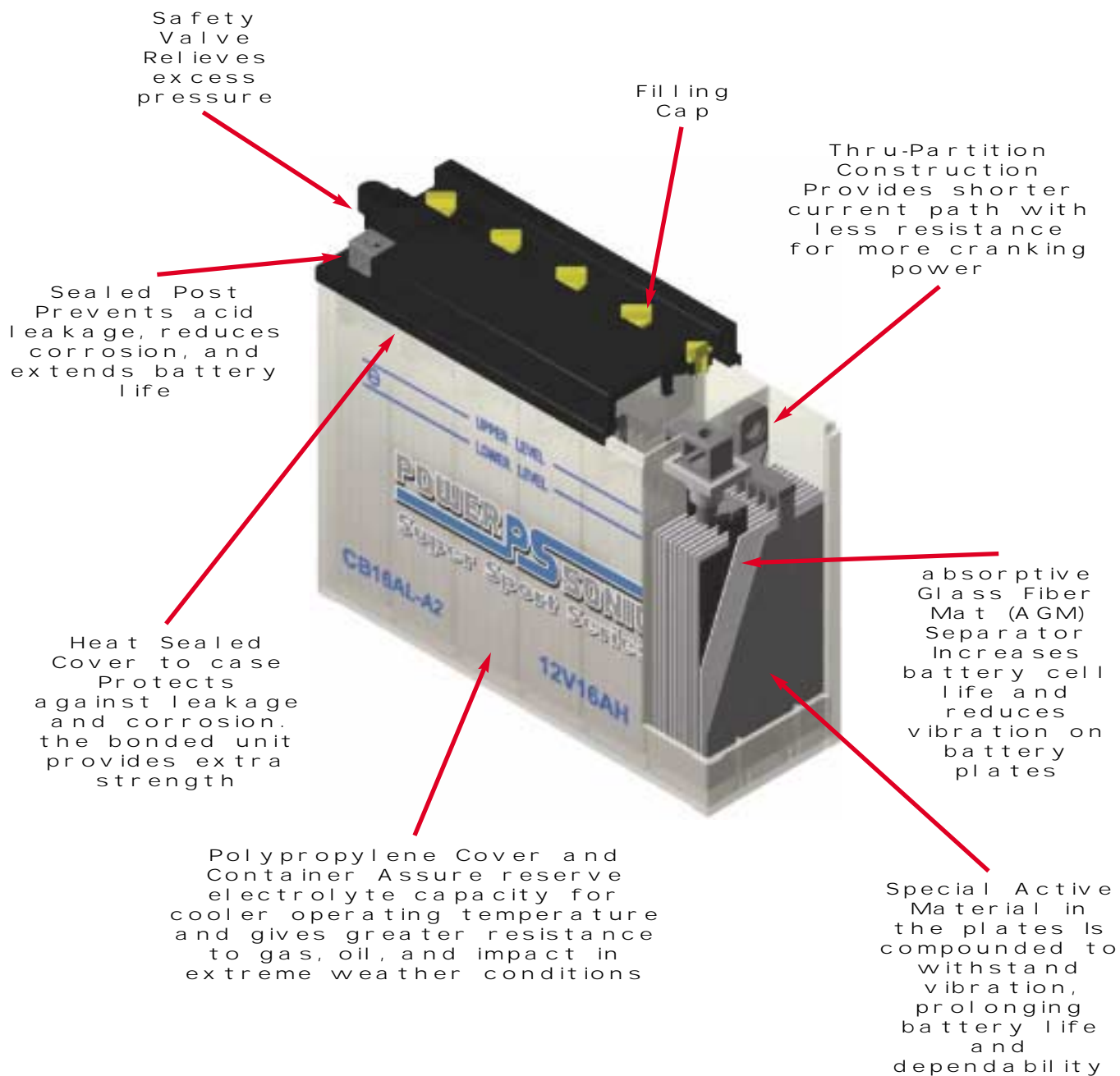




Table Of Contents

Competitive Cross Reference ChaRT4-5

Battery Cross Reference Chart5

Terminal Configurations6

Battery Specifications7-9

Motorcycle Battery Applications9-14

All Terrain Vehicle Battery Applications14-17

Scooter Battery Applications17

Snowmobile Battery Applications18-19

Personal Watercraft Battery Applications19

Utility Vehicle Battery Applications19

European and other Motorcycle Battery Applications20-22

Riding Mower Battery Applications22-23

Import automotive battery specifications23

Powersport Battery Buying Guide23

Battery hardware & Accessories24-29

Power-Sonic corporate offices, san diego, california



Disclaimer Statement:

These instructions are based on sound engineering principles, research, extensive field experience, and technical judgements of industry members, and are subject to change in light of developments in technology, field experience, and incoming fit data. Power-Sonic Corporation disclaims any representation or warranty, expressed or implied, concerning this catalog s data or recommendations, and in no event shall be liable for any loss or damage claimed to have arisen as a result of the use of data or from following the recommendation set forth in this catalog.

Please Note: Photos in this catalogue and on the cover depict highly skilled professional riders on closed courses. Do not try to attempt these maneuvers.



Competitive Cross Reference Chart

FACTORY SEALED/ SEALED MAINTENANCE FREE

Power-Sonic	Champion	Deka	Energizer	GS (JSB)	GS (ZYI)	Motocross	Napa	Sears	Wal-Mart	Yacht	Yuasa
PTR4A-BS	-	-	-	GTR4A-5	-	M62R4A	-	44151	-	-	YTR4A-BS
PTX4B-BS	-	-	-	-	-	M62T4B	-	44150	-	-	YT4B-BS
PTX4L-BS	4LBS	-	02077610	GT4L-BS	GTX4L-BS	M62X4B	740-1865	44015	-	CT4L-BS/ CTX4L-BS	YTX4L-BS
PTX5L-BS	5LBS	-	-	GTX5L-BS	GTX5L-BS	M32X5B	740-1830	44022	-	CT5L-BS/ CTX5L-BS	YTX5L-BS
PTZ5S	-	-	-	GTZ5S	-	-	-	-	-	-	-
PT7B-4	-	-	-	GT7B-4	-	M62T7B	-	44153	-	CT7B-4	YT7B-BS
PTX7A-BS	-	-	-	GTX7A-BS	GTX7A-BS	M32X7A	-	44023	-	CTX7A-BS	YTX7A-BS
PTX7L-BS	-	-	-	GTX7L-BS	GTX7L-BS	M327BS	-	44024	-	CTX7L-BS	YTX7L-BS
PTZ7S	-	-	-	GTZ7S	-	M727ZS	-	44200	-	CTZ7S	YTZ7S
PT9B-4	-	-	-	GT9B-4	-	M729B4	-	44206	-	CT9B-4	YT9B-4
PTR9-BS	-	-	-	-	-	M62R9B	-	44156	-	-	YTR9-BS
PTX9-BS	9BS	ETX9	02420400	GTX9-BS	GTX9-BS	M329BS/ M429BS	740-1825	44025	ES9BS	CTX9-BS	YTX9-BS
PTZ10S	-	-	-	GTZ10S	-	M7210A	-	44210	-	CTZ10S	YTZ10S
PT12B-4	-	-	-	GT12B-4	GT12B-4	M6212B	-	44159	-	CT12B-4	YT12B-BS
PTX12A-BS	-	-	-	-	-	M32ABS	-	-	-	CT12A-BS	YT12A-BS
PTX12-BS	12BS	ETX12	02078210	GTX12-BS	GTX12-BS	M3RH2S/ M4RH2S	740-1866	44016	ES12BS	CTX12-BS	YTX12-BS
PTZ12S	-	-	-	GTZ12S	-	M7212A	-	44215	-	-	YTZ12S
PT14B-4	-	-	-	GT14-B4	-	M724B4	-	44220	-	CT14B-4	YT14B-4
PTX14-BS	14BS	ETX14	02420500	-	GTX14-BS	M3RH4S/ M4RH4S	740-1886	44017	ES14BS	CTX14-BS	YTX14-BS
PTX14L-BS	-	-	-	-	-	-	-	-	-	-	YTX14L-BS
PTX14AH-BS	-	ETX15	-	-	GT14-BS	M62H4A/ M72H4A	-	44004	-	-	YTX14AH-BS
PTX14AHL-BS	-	ETX15L	-	-	GT14L-BS	M62H4L/ M72H4L	-	44005	-	-	YTXAHL-BS
PTZ14S	-	-	-	GTZ14S	-	M72Z14	-	44217	-	-	YTZ14BS
PTX15L-BS	-	-	-	-	-	M6215L	-	44162	-	CTX15L-BS	YTX15L-BS
PTX16-BS	-	-	-	-	-	M32X6S	-	44020	-	CTX16-BS	YTX16-BS
PTX16-BS-1	-	-	-	-	-	M32X61	-	44019	-	CTX16-BS-1	YTX16-BS-1
PTX18L-BS	-	ETX18L	-	-	GTX18L-BS	-	740-1889	44006	-	-	-
PTX19-BS	-	ETX16	-	-	GT16-BS	-	740-1887	-	-	CTX19-BS	-
PTX19L-BS	-	ETX16L	-	-	GT16L-BS	-	740-1888	-	-	CTX19L-BS	-
PTX19CL-BS	-	ETX16L	-	-	GT16L-BS	-	-	-	-	-	-
PTX20-BS	-	-	-	-	GTX20-BS	M32RBS/ M42RBS	740-1824	44028	-	CTX20-BS	YTX20-BS
PTX20L-BS	20L-BS	ETX20L	-	-	GTX20L-BS	M320BS/ M4220BS	740-1890	44027	ES20LBS	CTX20L-BS	YTX20L-BS
PIX30L-BS	-	-	-	-	-	M7230L	-	-	-	CTX30L	YIX30L
PIX30CL-BS	-	-	-	-	-	-	-	-	-	-	-
PIX50-BS	-	-	-	-	-	-	-	-	-	CTX18-BS	-
PIX50L-BS	-	ETX18L	-	-	GTX18L-BS	M6250H/ M7250H	740-1889	44006	-	CTX18L-BS/ CTX24HL-BS	YTX24HL-BS

HIGH PERFORMANCE

Power-Sonic	Champion	Deka	Energizer	GS (JSB)	GS (ZYI)	Motocross	Napa	Sears	Wal-Mart	Yacht	Yuasa
CB2.5L-C	-	-	-	GM2.5A-3C-3	CB2.5L-C	M225LC/ M325LC	-	44035	-	CB2.5L-C	YB2.5L-C
CB2.5L-C-1	-	-	-	GM2.5A-3C-1	CB2.5L-C-1	M22LC1/ M32LC1	-	44036	-	CB2.5L-C-1	YB2.5L-C-1
CB3L-A	-	-	-	GM3-3A	CB3L-A	M223LA/ M323LA	-	44037	-	CB3L-A	YB3L-A
CB3L-B	-	-	-	GM3-3B	CB3L-B	M223LB	-	44038	-	CB3L-B	YB3L-B
CB4L-A	-	-	-	GM4A-3B	CB4L-A	M224LA	-	44039	-	CB4L-A	YB4L-A
CB4L-B	4LB	-	-	GM4-3B	CB4L-B	M224LB/ M324LB	740-1861	44014	-	CB4L-B	YB4L-B
CB5L-B	-	-	02420300	GM5Z-3B	CB5L-B	M225LB/ M325LB	740-1868	44353	-	CB5L-B	YB5L-B
CB7-A	-	-	-	GM7Z-4A	CB7-A	M227AY	-	44040	-	CB7-A	YB7-A
CB7C-A	-	-	-	GM7CZ-3D	-	M227CY	-	44041	-	CB7C-A	YB7C-A
CB7L-B	-	-	-	GM7-3B-1	CB7L-B	M2273Y	-	44042	-	CB7L-B	YB7L-B
CB9A-A	9AA	-	-	GM9AZ-4A	CB9A-A	M229AY/ M329AY	740-1872	44043	-	CB9A-A	YB9A-A
CB9L-A2	-	-	-	-	CB9L-A2	M2292Y	-	44044	-	CB9L-A2	YB9L-A2
CB9-B	-	02071980	-	GM9Z-4B	CB9-B	M229BY/ M329BY	740-1858	44356	-	CB9-B	YB9-B
CB9L-B	9LB	-	-	GM9Z-3B	CB9L-B	M229LY/ M329LY	740-1837	44045	-	CB9L-B	YB9L-B
CB10A-A2	-	-	-	-	CB10A-A2	M221AY/ M321AY	740-1842	44046	-	CB10A-A2	YB10A-A2
CB10L-A2	10LA2	-	02073210	GM10Z-3A	CB10L-A2	M2210Y/ M3210Y	740-1857	44355	ES10LA2	CB10L-A2	YB10L-A2
CB10L-B	-	-	-	GM10-3B	CB10L-B	M221LB/ M321LB	740-1831	44047	-	CB10L-B	YB10L-B
CB10L-B2	-	-	-	-	CB10L-B2	M221L2	-	44048	-	CB10L-B2	YB10L-B2
CB12A-A	12AA	-	02074490	GM12AZ-4A-1	CB12A-A	M2212Y/ M3212Y	740-1854	44358	ES12AA	CB12A-A	YB12A-A
CB12AL-A	12ALAA	-	-	GM12AZ-3A-1	CB12AL-A	M2221Y/ M3221Y	740-1873	44052	-	CB12AL-A	YB12AL-A
CB12AL-A2	-	-	-	-	-	M22212	-	-	-	CB12AL-A2	YB12AL-A2
CB12A-B	-	-	-	-	-	M222AB	-	44053	-	CB12A-B	YB12A-B
CB12B-B2	-	-	-	GM12B-4B	CB12B-B2	M221B2	-	44054	-	CB12B-B2	YB12B-B2
CB12C-A	-	-	-	GM12CZ-4A-2	CB12C-A	M222CA	740-1823	44055	-	CB12C-A	YB12C-A
CB14A-2	-	-	02074520	GM14Z-4A	CB14A-2	M2214H/ M3214H	740-1864	44363	-	CB14A-2	YB14A-2
CB14A-B	14AA1	-	-	GM14AZ-4A	CB14A-A	M224A1/ M324A1	740-1826	44056	-	CB14A-B	YB14A-A1
CB14A-A2	14AA2	-	02074650	GM14AZ-4A-1	CB14A-A2	M2214A/ M3214A	740-1860	44361	ES14AA2	CB14A-A2	YB14A-A2
CB14L-A1	-	-	-	GM14Z-3A-1	CB14L-A1	M22141	-	44057	-	CB14L-A1	YB14L-A1
CB14L-A2	14LA2	-	02074780	GM14Z-3A	CB14L-A2	M2214Y/ M3214Y	740-1851	44364	ES14LA2	CB14L-A2	YB14L-A2
CB14L-B2	-	-	-	GM14Z-3B	CB14L-B2	M2214B	740-1828	44059	-	CB14L-B2	YB14L-B2
CB14-B2	-	-	-	-	CB14-B2	M224B2	-	44060	-	CB14-B2	YB14B-2
SCB14L-A2	-	-	-	-	SCB14L-A2	M2214S	-	44061	-	SCB14L-A2	YB14L-A2
SCB14L-B2	-	-	-	-	SCB14L-B2	M22B4S	-	44062	-	SCB14L-B2	YB14L-B2
CB16AL-A2	16ALA2	-	-	GM16A-3A	CB16AL-A2	M2216Z/ M3216Z	740-1877	44063	-	CB16AL-A2	YB16AL-A2
HCB16A-AB	16AA	-	-	GM16-T	HCB16A-A	M22H6B/ M32H6B	740-1867	44064	-	HCB16A-A/ HCB16A-AB	YB16A-AB
CB16-B	16B	-	02074940	GM16Z-4BH	CB16-B	M2216Y/ M3216Y	740-1852	44366	ES16B	CB16-B	YB16-B
CB16L-B	16LB	-	-	GM16Z-3B	CB16L-B	M2216K/ M3216K	740-1827	44065	-	CB16L-B	YB16L-B
CB16-B-LM	-	-	02420700	-	-	M2216C/ M3216C	-	44029	-	CB16-B-LM	YB16-B-CX
CB16HL-A-LM	-	-	02420600	-	-	M2H16C/ M3H16C	-	44369	-	CB16HL-A-LM	YB16HL-A-CX
CB16B-A	-	-	-	GM16B-4A	-	M2216B	-	44066	-	CB16B-A	YB16B-A
CB16B-A1	-	-	-	-	-	M22161	-	44067	-	CB16B-A1	YB16B-A1
CB16CL-B	16CLB	-	02077580	GM16AZ-3B	CB16CL-B	M2S6CL/ M3S6CL	740-1862	44001	ES16CLB	CB16CL-B	YB16CL-B
CB18-A	-	-	-	GM18A-4A	CB18-A	M2281Y/ M3281Y	740-1874	44070	-	CB18-A	YB18-A
CB18L-A	18LA	-	-	GM18A-3A	CB18L-A	M2218L/ M3218L	740-1871	44071	-	CB18L-A	YB18L-A
C50-N18A-A	-	-	-	-	-	M228AY	-	44072	-	C50-N18A-A	Y50-N18A-A
C50-N18L-A3	18LA2	-	02420200	GM18Z-3A(S)	C50-N18L-A3	M228AY/ M3281Y/ M228A3/ M328A3	740-1855	44359	ES50N18LA3	C50-N18L-A/ C50-N18L-A3	Y50-N18L-A/ Y50-N18L-A3



Competitive Cross Reference Chart

HIGH PERFORMANCE (CONT.)

Power-Sonic	Champion	Deka	Energizer	GS (JSB)	GS (ZYI)	Motocross	Napa	Sears	Wal-Mart	Yacht	Yuasa
C50-N18L-A-LM	-	-	-	-	-	M2218C/ M3218C	-	44030	-	C50-N18L-A-LM	Y50-N18L-A-CX
SC50-N18L-AT	-	-	-	-	-	M2258T	740-1878	44073	-	SC50-N18L-AT	SY50-N18L-AT
C60-N24-A	-	-	-	-	-	M2224A	-	44074	-	C60-N24-A	Y60-N24-A
C60-N24L-A	-	-	-	-	C60-N24AL-A	-	740-1880	-	-	C60-N24L-A	-
C60-N24AL-B	-	-	-	-	-	M2224B	-	44075	-	C60-N24AL-B	Y60-N24AL-B
CB30L-B	-	-	-	-	-	M22H30	-	44033	-	CB30L-B	YB30L-B
CB30CL-B	-	-	-	-	-	M2230C	-	-	-	CB30CL-B	YB30CL-B
51814	-	-	-	-	-	M2219B	-	-	-	-	51814
51913	-	-	-	-	-	M2219A	-	-	-	-	51913
53030	-	-	-	-	-	M2230B	-	-	-	C60-N30L-A	53030

Conventional

Power-Sonic	Champion	Deka	Energizer	GS (JSB)	GS (ZYI)	Motocross	Napa	Sears	Wal-Mart	Yacht	Yuasa
12N5-3B	-	-	-	12N5-3B	12N5-3B	M2253B/ M3253B	740-1883	44079	-	12N5-3B	12N5-3B
12N5-4B	54B	-	-	12N5-4B	12N5-4B	M2250B/ M3250B	740-1876	44080	-	12N5-4B	12N5-4B
12N5.5-3B	-	-	-	12N5.5-3B	12N5.5-3B	M2255B/ M3255B	-	44081	-	12N5.5-3B	12N5.5-3B
12N5.5-4A	-	-	-	12N5.5-4A	12N5.5-4A	M2254A/ M3254A	-	44082	-	12N5.5-4A	12N5.5-4A
12N5.5A-3B	55A3B	-	-	12N5.5A-3B	12N5.5A-3B	M22A5B/ M32A5B	740-1875	44083	-	12N5.5A-3B	12N5.5A-3B
12N7-3B	73B	-	-	12N7-3B	12N7-3B	M2273B/ M3273B	740-1881	44084	-	12N7-3B	12N7-3B
12N7-4A	74A	-	-	12N7-4A	12N7-4A	M2274A/ M3274A	740-1870	44085	-	12N7-4A	12N7-4A
12N7-4B	-	-	-	12N7-4B	12N7-4B	M2270B/ M3270B	740-1882	44086	-	12N7-4B	12N7-4B
12N7D-3B	-	-	-	12N7D-3B	12N7D-3B	M227DB	-	44087	-	12N7D-3B	12N7D-3B
12N9-3A-1	-	-	-	12N9-3A-1	12N9-3A-1	M22931	-	44089	-	12N9-3A-1	12N9-3A-1
12N9-3B	-	-	-	12N9-3B	12N9-3B	M2293B/ M3293B	-	44090	-	12N9-3B	12N9-3B
12N9-4B-1	94B1	-	-	12N9-4B-1	12N9-4B-1	M2290B/ M3290B	740-1869	-	ES12N94B1	12N9-4B-1	12N9-4B-1
12N10-3A	-	-	-	12N10-3A	-	M2210A	-	44092	-	12N10-3A	12N10-3A
12N10-3A-1	-	-	-	12N10-3A-1	-	M22101	-	44093	-	12N10-3A-1	12N10-3A-1
12N11-3A-1	-	-	-	12N11-3A-1	-	M2211B/ M3211B	-	44096	-	12N11-3A-1	12N11-3A-1
12N12A-4A-1	12A4A1	-	-	12N12A-4A-1	12N12A-4A-1	M2221B/ M3221B	740-1853	-	-	12N12A-4A-1	12N12A-4A-1
12N14-3A	143A	-	-	12N14-3A	12N14-3A	M2241B/ M3241B	740-1856	-	-	12N14-3A	12N14-3A
12N24-3	-	-	-	12N24-3	-	M2224D	-	44102	-	12N24-3	12N24-3
CHD4-12	H12	-	-	GM32-4A	CHD4-12	M22H12/ M32H12	740-1859	44357	-	CHD4-12	YHD-12

Battery Cross Reference Chart

FACTORY ACTIVATED MAINTENANCE FREE	SEALED MAINTENANCE FREE UPGRADE	SEALED MAINTENANCE FREE	LOW MAINTENANCE	HIGH PERFORMANCE	CONVENTIONAL
PTX4LBS-FS	-	PTX4L-BS	-	CB4L-A	-
PTX4LBS-FS	-	PTX4L-BS	-	CB4L-B	-
-	-	-	-	CB5L-B	12N5-3B
PTX5LBS-FS	-	PTX5L-BS	-	-	-
-	-	-	-	CB7L-B	12N7-3B
-	-	-	-	CB7-A	12N7-4A
PTX7ABS-FS	-	PTX7A-BS	-	-	-
PTX7LBS-FS	-	PTX7L-BS	-	-	-
-	-	-	-	CB9-B	12N9-4B-1
-	-	-	-	CB9L-B	12N9-3B
-	-	-	-	CB9L-A2	12N9-3A-1
PTX9BS-FS	-	PTX9-BS	-	-	-
-	-	-	-	CB12A-A	12N12A-4A-1
PTX12BS-FS	-	PTX12-BS	-	-	-
PTX14AHBS-FS	-	PTX14AH-BS	-	CB14A-2	-
PTX14AHBS-FS	-	PTX14AH-BS	-	CB14-B2	-
PTX14AHBS-FS	-	PTX14AH-BS	-	CB14A-A	-
PTX14AHBS-FS	-	PTX14AH-BS	-	CB14A-A2	-
PTX14AHLBS-FS	-	PTX14AHL-BS	-	CB14L-A2	12N14-3A
PTX14AHLBS-FS†	-	PTX14AHL-BS†	-	SCB14L-A2	-
PTX14AHLBS-FS	-	PTX14AHL-BS	-	CB14L-B2	-
PTX14AHLBS-FS†	-	PTX14AHL-BS†	-	SCB14L-B2	-
PTX14BS-FS	-	PTX14-BS	-	-	-
PTX14LBS-FS	-	PTX14L-BS	-	-	-
PTX15LBS-FS	-	PTX15L-BS	-	-	-
-	PTX20CH-BS	PTX16-BS	-	-	-
PTX19BS-FS	-	PTX19-BS	CB16-B-LM	CB16-B	-
PTX19LBS-FS	-	PTX19L-BS	CB16HL-A-LM	-	-
PTX19CLBS-FS	-	PTX19CL-BS	-	CB16CL-B	-
PTX19LBS-FS	-	PTX19L-BS	-	CB16L-B	-
PTX20BS-PS*	-	PTX20-BS*	-	CB18-A	-
PTX20LBS-PS*	-	PTX20L-BS*	-	CB18L-A	-
-	-	PIX50-BS	-	C50-N18A-A	-
PIX50LBS-FS#	PIX50L-BS#	PTX18L-BS#	C50-N18L-A-LM#	C50-N18A-A3	-
PIX50LBS-FS#†	PIX50L-BS#†	PTX18L-BS#†	-	SC50-N18L-AT	-
PIX30LBS-FS	-	PIX30L-BS	-	CB30L-B	-
PIX30CLBS-FS	-	PIX30CL-BS	-	CB30CL-B	-
PIX30LBS-FS	-	PIX30L-BS	-	C60-N24AL-B	-
51913-FS	-	-	-	51913	-
PIX30LBS-FS	-	PIX30L-BS	-	53030	-

* The PTX20 series batteries may be used as an optional upgrade, but some modification to the hold down may be necessary. See battery label for retrofit cautions.

Top and front terminal mounts only.

‡ Top and side terminal mounts only.

† Eliminates need for sensor (needs to be disabled).



Terminal Configurations

Terminal shapes vary from one battery to another. By identifying the correct replacement battery from the listing in this book, you are assured of the proper terminal configuration. For custom applications, refer to the following chart to identify terminal shape and corresponding batteries.

TERMINAL TYPE	FRONT	SIDE	TOP	BATTERY TYPE
1				CB14L-A1, PTX16-BS-1
2				CB9L-A2, CB16AL-A2, 12N5.5-4A
3				CB7C-A, CB7L-B, C60-N24-A, C60-N24L-A, C60-N24AL-B, 12N24-3
4				PTX14AHBS-FS, PTX14AHLBS-FS, PTX15LBS-FS, PTX20BS-FS, PTX20LBS-FS, PIX50LBS-FS, PTX14AH-BS, PTX14AHL-BS, PTX15L-BS, PTX16-BS, PTX18L-BS, PTX20CH-BS, PTX20-BS, PTX20L-BS, PIX50-BS, PIX50L-BS, CB12C-A, CB16B-A, C50-N18L-A3, CB30L-B, CB30CL-B
5				PTX4LBS-FS, PTX5LBS-FS, PTZ5S, PT6.5L-BS, PTX7ABS-FS, PTX7LBS-FS, PTZ7S, PTX9BS-FS, PTX12BS-FS, PTX14BS-FS, PTX14LBS-FS, PTX19CLB-FS, PIX30LBS-FS, PIX30CLB-FS, PTX4L-BS, PTX5L-BS, PTX7A-BS, PTX7L-BS, PTX9-BS, PTX12-BS, PTX14-BS, PTX14L-BS, PTX19CL-BS, PIX30L-BS, PIX30CL-BS, CB4L-A, CB4L-B, CB16CL-B
6				PTX19BS-FS, PTX19LBS-FS, PTX19-BS, PTX19L-BS, CB16-B-LM, CB16HL-A-LM, CB3L-A, CB3L-B, CB5L-B, CB7-A, CB9-B, CB9A-A, CB9L-B, CB10L-B, CB12A-A, CB12AL-A, CB12A-B, CB14A-A, CB16-B, CB16L-B, 6N6-3B, 6N6-3B-1, 6CB8L-B, 6N11-2D, 6N11A-1B, 6N12A-2D, B38-6A, B39-6, B54-6, 12N5-3B, 12N5-4B, 12N5.5-3B, 12N5.5A-3B, 12N7-4A, 12N7-3B, 12N7D-3B, 12N7-4B, 12N9-3A-1, 12N9-3B, 12N9-4B-1, 12N10-3A, 12N10-3A-1, 12N12A-4A-1
7				C50-N18L-A-LM, CB16B-A1, HCB16A-AB, CB18-A, CB18L-A, C50-N18A-A, SC50-N18L-AT
8				CB10A-A2, CB10L-A2, CB10L-B2, CB12AL-A2, CB12B-B2, CB14A-2, CB14A-A2, CB14B-2, CB14L-A2, CB14L-B2, SCB14L-A2, SCB14L-B2, 12N11-3A-1, 12N14-3A
9				CHD4-12
10				51814, 51913, 53030, 51913-FS
11				PT6B-3, PT7B-4, PT9B-4, PTZ10S, PT12B-4, PTZ12S, PT14B-4, PTZ14S, PTR9-BS, PTX12A-BS
12				PTR4A-BS
13				PTX4B-BS
14				U1(9), U1R(9), P11U1LD-FS



Battery Specifications

FACTORY ACTIVATED MAINTENANCE FREE

Table with columns: Type, Voltage (V), Capacity at 10HR (Ah), CCA @ 0° F (-18° C), Apprx. Weight w/ Acid (Lbs.), Acid Volume (Oz.), Regular Charge Current (Ah), Terminal Type (See Page 6), Dimensions in Inches (+/- 1/16 in.), Dimensions In Millimeters (+/- 2 mm.), Assembly Figure (per cover polarity). Rows include PTX4LBS-FS, PTX5LBS-FS, PTZ5S, etc.

*Maintenance Free Gel Technology

Due to the self-discharge characteristics of this type of battery, it is imperative that they be charged within 6 months of storage, otherwise permanent loss of capacity might occur as a result of sulfation. To prolong shelf life without charging, store batteries at 50°F (10°C) or less.

SEALED MAINTENANCE FREE

Table with columns: Type, Voltage (V), Capacity at 10HR (Ah), CCA @ 0° F (-18° C), Apprx. Weight w/o Acid (Lbs.), Acid Volume (Oz.), Regular Charge Current (Ah), Terminal Type (See Page 6), Dimensions in Inches (+/- 1/16 in.), Dimensions In Millimeters (+/- 2 mm.), Assembly Figure (per cover polarity). Rows include PTR4A-BS, PTX4B-BS, PTX4L-BS, etc.

LOW MAINTENANCE

Table with columns: Type, Voltage (V), Capacity at 10HR (Ah), CCA @ 0° F (-18° C), Apprx. Weight w/o Acid (Lbs.), Acid Volume (Oz.), Regular Charge Current (Ah), Terminal Type (See Page 6), Dimensions in Inches (+/- 1/16 in.), Dimensions In Millimeters (+/- 2 mm.), Assembly Figure (per cover polarity). Rows include CB16-B-LM, CB16HL-A-LM, C50-N18L-A-LM.



Battery Specifications

HIGH PERFORMANCE

Type	Voltage (V)	Capacity at 10HR (Ah)	CCA @ 0° F (-18° C)	Apprx. Weight w/o Acid (Lbs.)	Acid Volume (Oz.)	Regular Charge Current (Ah)	Terminal Type (See Page 6)	Dimensions in Inches (+/- 1/16 In.)			Dimensions In Millimeters (+/- 2 mm.)			Assembly Figure (per cover polarity)
								Length	Width	Height	Length	Width	Height	
CB2.5L-C	12	2.5	25	1.7	8.1	0.3	-	3 3/16	2 3/4	4 1/8	80	70	105	
CB2.5L-C-1	12	2.5	25	1.7	8.1	0.3	-	3 3/16	2 3/4	4 1/8	80	70	105	
CB3L-A	12	3	32	2.5	8.1	0.3	6	3 7/8	2 1/4	4 3/8	98	56	110	
CB3L-B	12	3	32	2.5	8.1	0.3	6	3 7/8	2 1/4	4 3/8	98	56	110	
CB4L-A	12	4	50	2.8	10.1	0.4	5	4 3/4	2 3/4	3 5/8	120	70	92	
CB4L-B	12	4	50	2.8	10.1	0.4	5	4 3/4	2 3/4	3 5/8	120	70	92	
CB5L-B	12	5	55	3.5	12.2	0.5	6	4 3/4	2 3/8	5 1/8	120	60	130	
CB7-A	12	8	90	5.1	20.3	0.8	6	5 5/16	3	5 1/4	135	75	133	
CB7C-A	12	7	80	5.1	20.3	0.8	3	5 1/8	3 9/16	4 1/2	130	90	114	
CB7L-B	12	8	90	5.1	20.3	0.8	3	5 5/16	3	5 1/4	135	75	133	
CB9-B	12	9	130	5.3	20.3	0.9	6	5 5/16	3	5 1/2	135	75	139	
CB9A-A	12	9	130	5.3	20.3	0.9	6	5 5/16	3	6 1/8	135	75	155	
CB9L-A2	12	9	130	5.3	20.3	0.9	2	5 5/16	3	5 1/2	135	75	139	
CB9L-B	12	9	130	5.3	20.3	0.9	6	5 5/16	3	5 1/2	135	75	139	
CB10A-A2	12	11	160	7.0	27.0	1.1	8	5 5/16	3 9/16	6 1/8	135	90	155	
CB10L-A2	12	11	160	7.0	27.0	1.1	8	5 5/16	3 9/16	5 3/4	135	90	145	
CB10L-B	12	11	160	7.0	27.0	1.1	6	5 5/16	3 9/16	5 3/4	135	90	145	
CB10L-B2	12	11	160	7.0	27.0	1.1	8	5 5/16	3 9/16	5 3/4	135	90	145	
CB12A-A1	12	12	165	6.8	27.0	1.2	6	5 5/16	3 3/16	6 5/16	134	80	160	
CB12AL-A	12	12	165	6.8	25.4	1.2	6	5 5/16	3 3/16	5 5/16	134	80	160	
CB12AL-A2	12	12	165	6.8	25.4	1.2	8	5 5/16	3 3/16	6 5/16	134	80	160	
CB12A-B	12	12	165	6.8	25.4	1.2	6	5 5/16	3 3/16	6 5/16	134	80	160	
CB12B-B2	12	13	165	7.1	27.0	1.2	8	6 5/16	3 9/16	5 1/8	160	90	130	
CB12C-A	12	13	165	7.1	27.0	1.2	4	5 5/16	3 3/16	6 7/8	134	80	175	
CB14-A2	12	14	190	7.6	30.4	1.4	8	5 5/16	3 1/2	6 9/16	134	89	166	
CB14A-A	12	14	190	7.9	30.4	1.4	6	5 5/16	3 1/2	6 15/16	134	89	176	
CB14A-A2	12	14	190	7.9	30.4	1.4	8	5 5/16	3 1/2	6 15/16	134	89	176	
CB14-B2	12	14	190	7.6	30.4	1.4	8	5 5/16	3 1/2	6 9/16	134	89	166	
CB14L-A1	12	14	190	7.6	30.4	1.4	1	5 5/16	3 1/2	6 9/16	134	89	166	
CB14L-A2	12	14	190	7.6	30.4	1.4	8	5 5/16	3 1/2	6 9/16	134	89	166	
CB14L-B2	12	14	190	7.6	30.4	1.4	8	5 5/16	3 1/2	6 9/16	134	89	166	
SCB14L-A2*	12	14	190	7.6	30.4	1.4	8	5 5/16	3 1/2	6 9/16	134	89	166	
SCB14L-B2*	12	14	190	7.6	30.4	1.4	8	5 5/16	3 1/2	6 9/16	134	89	166	
CB16-B	12	19	240	10.5	40.6	1.9	6	6 7/8	4	6 1/8	175	100	155	
CB16B-A	12	16	175	8.4	33.8	1.6	4	6 5/16	3 9/16	6 3/8	160	90	161	
CB16B-A1	12	16	175	8.4	33.8	1.6	7	6 5/16	3 9/16	6 3/8	160	90	161	
CB16AL-A2	12	16	175	8.6	37.2	1.6	2	8 1/8	2 13/16	6 7/16	207	71.5	164	
CB16CL-B	12	19	240	10.1	40.6	1.9	5	6 7/8	4	6 7/8	175	100	175	
CB16L-B†	12	19	240	10.5	40.6	1.9	6	6 7/8	4	6 1/8	175	100	155	
HCB16A-AB	12	16	150	8.5	30.4	1.6	7	6	3 5/8	7 1/16	151	91	180	
CB18-A	12	18	235	9.4	40.6	1.8	7	7 1/8	3 9/16	6 3/8	180	90	162	
CB18L-A	12	18	235	9.4	40.6	1.8	7	7 1/8	3 9/16	6 3/8	180	90	162	
C50-N18A-A	12	20	260	11.2	50.7	2.0	7	8 1/8	3 9/16	6 15/16	205	90	176	
C50-N18L-A3	12	20	260	11.2	47.3	2.0	4	8 1/8	3 9/16	6 3/8	205	90	162	
SC50-N18L-AT*	12	20	260	11.2	47.3	2.0	7	8 1/8	3 9/16	6 3/8	205	90	162	
C60-N24-A	12	28	280	14.4	57.5	2.8	3	7 1/4	4 7/8	6 7/8	184	124	175	
C60-N24L-A	12	28	280	14.4	57.5	2.8	3	7 1/4	4 7/8	6 7/8	184	124	175	
C60-N24L-B	12	28	280	14.4	57.5	2.8	3	7 1/4	4 7/8	6 7/8	184	124	175	
CB30L-B	12	30	300	14.1	57.5	3.0	4	6 5/8	5 3/16	6 15/16	168	132	176	
CB30CL-B	12	30	300	14.5	57.5	3.0	4	6 5/8	5 3/16	7 9/16	168	132	192	
51814	12	19*	190	9.4	33.8	1.3	10	7 7/16	3 1/4	6 7/8	186	82	171	
51913	12	19*	190	9.4	33.8	1.9	10	7 7/16	3 1/4	6 7/8	186	82	171	
53030	12	30*	300	16.1	54.1	3.0	10	7 7/16	5 1/8	6 7/8	186	130	171	

CONVENTIONAL 6 VOLT

Type	Voltage (V)	Capacity at 10HR (Ah)	CCA @ 0° F (-18° C)	Apprx. Weight w/o Acid (Lbs.)	Acid Volume (Oz.)	Regular Charge Current (Ah)	Terminal Type (See Page 6)	Dimensions in Inches (+/- 1/16 In.)			Dimensions In Millimeters (+/- 2 mm.)			Assembly Figure (per cover polarity)
								Length	Width	Height	Length	Width	Height	
6N2-2A	6	2	16	1.0	3.4	0.2	-	2 3/4	1 7/8	3 3/4	70	47	96	
6N2-2A-1	6	2	16	1.0	3.4	0.2	-	2 3/4	1 7/8	3 3/4	70	47	96	
6N2-2A-3	6	2	16	1.0	3.4	0.2	-	2 3/4	1 7/8	3 3/4	70	47	96	
6N2-2A-4	6	2	16	1.0	3.4	0.2	-	2 3/4	1 7/8	3 3/4	70	47	96	
6N2-2A-8	6	2	16	1.0	3.4	0.2	-	2 3/4	1 7/8	3 3/4	70	47	96	
6N2A-2C	6	2	16	1.0	3.4	0.2	-	2 3/4	1 7/8	4 3/16	70	47	106	
6N2A-2C-3	6	2	16	1.0	3.4	0.2	-	2 3/4	1 7/8	4 3/16	70	47	106	
6N4-2A	6	4	24	1.3	6.8	0.4	-	2 13/16	2 13/16	3 3/4	71	71	96	
6N4-2A-2	6	4	24	1.3	6.8	0.4	-	2 13/16	2 13/16	3 3/4	71	71	96	
6N4-2A-3	6	4	24	1.3	6.8	0.4	-	2 13/16	2 13/16	3 3/4	71	71	96	
6N4-2A-4	6	4	24	1.3	6.8	0.4	-	2 13/16	2 13/16	3 3/4	71	71	96	
6N4-2A-5	6	4	24	1.3	6.8	0.4	-	2 13/16	2 13/16	3 3/4	71	71	96	
6N4-2A-8 (6)	6	4	24	1.3	6.8	0.4	-	2 13/16	2 13/16	3 3/4	71	71	96	
6N4A-4D	6	4	32	1.7	6.8	0.4	-	2 3/8	2 1/4	5 1/8	61	57	131	
6N4B-2A	6	4	32	1.7	6.8	0.4	-	4	1 7/8	3 3/4	102	48	96	
6N4B-2A-3	6	4	32	1.7	6.8	0.4	-	4	1 7/8	3 3/4	102	48	96	
6N4B-2A-5	6	4	32	1.7	6.8	0.4	-	4	1 7/8	3 3/4	102	48	96	
6N4C-1B	6	4	32	1.7	6.8	0.4	-	2 13/16	2 13/16	4 1/8	71	71	105	
6N5.5-1D	6	5.5	44	1.8	10.1	0.6	-	3 9/16	2 3/4	3 15/16	90	70	100	
6N5.5-1D-1	6	5.5	44	1.8	10.1	0.6	-	3 9/16	2 3/4	3 15/16	90	70	100	
6N6-1B	6	6	48	2.0	10.1	0.6	-	3 7/8	2 1/4	4 3/8	99	57	111	
6N6-1D-2	6	6	48	2.0	10.1	0.6	-	3 7/8	2 1/4	4 3/8	99	57	111	

* This battery includes a sensor

† Sensor available for this battery



Battery Specifications

CONVENTIONAL 6 VOLT (Continued)

Table with columns: Type, Voltage (V), Capacity at 10HR (Ah), CCA @ 0° F (-18° C), Apprx. Weight w/o Acid (Lbs.), Acid Volume (Oz.), Regular Charge Current (Ah), Terminal Type (See Page 6), Dimensions in Inches (+/- 1/16 In.) (Length, Width, Height), Dimensions In Millimeters (+/- 2 mm.) (Length, Width, Height), Assembly Figure (per cover polarity).

CONVENTIONAL 12 VOLT

Table with columns: Type, Voltage (V), Capacity at 10HR (Ah), CCA @ 0° F (-18° C), Apprx. Weight w/o Acid (Lbs.), Acid Volume (Oz.), Regular Charge Current (Ah), Terminal Type (See Page 6), Dimensions in Inches (+/- 1/16 In.) (Length, Width, Height), Dimensions In Millimeters (+/- 2 mm.) (Length, Width, Height), Assembly Figure (per cover polarity).

LAWN & GARDEN

Table with columns: Type, Voltage (V), Capacity at 10HR (Ah), CCA @ 0° F (-18° C), Apprx. Weight w/o Acid (Lbs.), Acid Volume (Oz.), Regular Charge Current (Ah), Terminal Type (See Page 6), Dimensions in Inches (+/- 1/16 In.) (Length, Width, Height), Dimensions In Millimeters (+/- 2 mm.) (Length, Width, Height), Assembly Figure (per cover polarity).

* @ 20 hr. rate

Motorcycle Battery Applications

BUELL

Table with columns: cc, Model, Year, Factory Sealed Maintenance Free, Sealed Maintenance Free, High Performance, Conventional.

CANNONDALE

Table with columns: cc, Model, Year, Factory Sealed Maintenance Free, Sealed Maintenance Free, High Performance, Conventional.

EXCELSIOR-HENDERSON

Table with columns: cc, Model, Year, Factory Sealed Maintenance Free, Sealed Maintenance Free, High Performance, Conventional.

* Must use adaptor kit available from Buell.

HARLEY-DAVIDSON

Table with columns: cc, Model, Year, Factory Sealed Maintenance Free, Sealed Maintenance Free, High Performance, Conventional.

† Must use factory activated battery.



Motorcycle Battery Applications

HARLEY-DAVIDSON (Continued)

cc	Model	Year	Factory Sealed, Maintenance Free	Sealed Maintenance Free	High Performance	Conventional
	XL, XLH (Sportster)	97-03	PTX20LBS-FS	PTX20L-BS	-	-
	XLH (Sportster)	86-96	PTX19BS-FS	PTX19-BS	CB16-B-LM	CB16-B
500	MT500 (Military)	All	PTX14AHLBS-FS	PTX14AHL-BS	CB14L-A2	-
350	SS350	All	-	-	-	6N11A-1B
250	SS250, SX250	75-78	-	-	CB7L-B	12N7-3B
175	SS175, SX175	74-78	-	-	CB7L-B	12N7-3B
125	SS125, SX125	74-78	-	-	CB7L-B	12N7-3B
	SXT125	75-78	-	-	CB7L-B	12N7-3B
	TX125	73-78	-	-	CB7L-B	12N7-3B
90	Z90	73-76	-	-	CB7L-B	12N7-3B

HONDA

cc	Model	Year	Factory Sealed, Maintenance Free	Sealed Maintenance Free	High Performance	Conventional
1800	GL1800 Gold Wing	01-08	PTX20LBS-FS	PTX20L-BS	-	-
	NRX1800 Valkyrie Rune	04-05	PTX20LBS-FS	PTX20L-BS	-	-
	VTX1800C, VTX1800R Retro	02-07	PTX20LBS-FS	PTX20L-BS	-	-
1500	GL1500 Gold Wing	88-00	PIX50LBS-FS	PTX18L-BS	C50-N18L-A3	-
	GL1500 Valkyrie	97-03	PTX14BS-FS	PTX14-BS	-	-
1300	ST1300, A, P	03-06	PTZ14S	-	-	-
	VTX1300C, R, S, Retro	03-07	PTX14BS-FS	PTX14-BS	-	-
1200	GL1200 Gold Wing	84-87	PIX50LBS-FS	PTX18L-BS	C50-N18L-A-LM	C50-N18L-A3
1100	CB1100F	-	-	-	-	-
	Super Sport	83	PTX14AHLBS-FS	PTX14AHL-BS	CB14L-A2	-
	CBR1100XX	01-04	PTZ12S	-	-	-
	CBR1100XX	97-00	PTX12BS-FS	PTX12-BS	-	-
	GL1100 Gold Wing	80-83	PIX50LBS-FS	PTX18L-BS	C50-N18L-A-LM	C50-N18L-A3
	ST1100, ABS-TCS, 1100A	91-02	PTX14BS-FS	PTX14-BS	-	-
	VF1100C V65	-	-	-	-	-
	Magna	83-86	PTX20BS-FS#	PTX20-BS#	CB18-A	-
	VF1100S V65 Sabre	84-85	PTX20LBS-FS#	PTX20L-BS#	CB18L-A	-
	VT1100 Shadow, C2 Sabre	00-07	PTX14BS-FS	PTX14-BS	-	-
	VT1100C, C3, T Shadow (Spirit, Aero, A.C.E. Tourer)	01-07	PTX14BS-FS	PTX14-BS	-	-
	VT1100C, C3, T Shadow (Spirit, Aero, A.C.E. Tourer)	98-00	-	-	HC16A-AB	-
	VT1100C	-	-	-	-	-
	Shadow Spirit	85-97	-	-	HC16A-AB	-
	VT1100C2 Shadow	-	-	-	-	-
	A.C.E.	95-99	-	-	HC16A-AB	-
1000	CB1000	94-95	PTX12BS-FS	PTX12-BS	-	-
	CB1000C Custom	83	PTX14AHLBS-FS	PTX14AHL-BS	CB14L-A2	-
	CB1000F Hurricane	87-96	PTX14AHLBS-FS	PTX14AHL-BS	CB14L-B2	-
	CBR1000RR	04-07	PTZ10S	-	-	-
	CBX1000	-	-	-	-	-
	Super Sport	79-82	PTX20LBS-FS#	PTX20L-BS#	CB18L-A	-
	CBX1000	-	-	-	-	-
	Super Sport (Opt)	82	PIX50LBS-FS	PTX18L-BS	C50-N18L-A-LM	C50-N18L-A3
	GL1000 Gold Wing	75-79	PIX50LBS-FS	PTX18L-BS	C50-N18L-A-LM	C50-N18L-A3
	RVT1000R RC51	00-05	PTZ12S	-	-	-
	VTR1000F	-	-	-	-	-
	Super Hawk	01-05	PTZ12S	-	-	-
	VTR1000	-	-	-	-	-
	Super Hawk	97-00	PTX12BS-FS	PTX12-BS	-	-
	VF1000R, F	84-86	-	-	CB16B-A	-
954	CBR954RR	02-06	PTZ10S	-	-	-
929	CBR929RR, RE	00-01	PTZ10S	-	-	-
919	CB900F (919)	02-06	PTZ10S	-	-	-
900	CB900C, F	80-82	PTX14AHLBS-FS	PTX14AHL-BS	CB14L-A2	-
	CBR900, RR	93-99	PTX9BS-FS	PTX9-BS	-	-
800	PC800 Pacific Coast	89-98	PTX12BS-FS	PTX12-BS	-	-
	VFR800,	-	-	-	-	-
	A Interceptor, ABS	02-07	PTZ12S	-	-	-
	VF800FI Interceptor	98-01	PTX12BS-FS	PTX12-BS	-	-
	VT800C Shadow	88	PTX14AHLBS-FS	PTX14AHL-BS	CB14-B2	-
750	CB750 Nighthawk	91-03	PTX14AHLBS-FS	PTX14AHL-BS	CB14A-2	-
	CB750A Hondomatic	76-78	PIX50LBS-FS	PTX18L-BS	C50-N18L-A-LM	C50-N18L-A3
	CB750C Custom	80-82	PTX14AHLBS-FS	PTX14AHL-BS	CB14L-A2	-
	CB750F Super Sport	75-82	PTX14AHLBS-FS	PTX14AHL-BS	CB14L-A2	-
	CB750K Four	69-82	PTX14AHLBS-FS	PTX14AHL-BS	CB14L-A2	12N14-3A
	CB750C Limited Ed.	79	PTX14AHLBS-FS	PTX14AHL-BS	CB14L-A2	-
	CB750C Nighthawk	82-83	PTX14AHLBS-FS	PTX14AHL-BS	CB14L-A2	-
	RVF750R (RC45)	94	PTX9BS-FS	PTX9-BS	-	-
	VF750C V45 Magna	88	-	-	CB12A-A	-
	VF750C V45 Magna	82-83	PTX14AHLBS-FS	PTX14AHL-BS	CB14A-2	-
	VF750C, C2,	-	-	-	-	-
	D Magna	94-03	PTX12BS-FS	PTX12-BS	-	-
	VF750F V45	-	-	-	-	-
	Interceptor	83-84	PTX14AHLBS-FS	PTX14AHL-BS	CB14A-2	-
	VF750S V45 Sabre	82-83	PTX14AHLBS-FS+	PTX14AHL-BS+	SCB14L-A2+	-
	VF750F Interceptor	86	-	-	CB12A-B	-

HONDA (Continued)

cc	Model	Year	Factory Sealed, Maintenance Free	Sealed Maintenance Free	High Performance	Conventional
	VFR750F	90-97	PTX12BS-FS	PTX12-BS	-	-
	VFR750R (RC30)	90	PTX9BS-FS	PTX9-BS	-	-
	VT750C, CA	04-08	PTZ12S	-	-	-
	VT750C Shadow	98-00	PTX14BS-FS	PTX14-BS	-	-
	VT750CD, CD2	-	-	-	-	-
	Shadow Deluxe	98-02	PTX14BS-FS	PTX14-BS	-	-
	VT750CDA, B, C, D Shadow	-	-	-	-	-
	A.C.E. Deluxe	02-03	PTX14BS-FS	PTX14-BS	-	-
	VT750C Shadow	83	-	-	HC16A-AB	-
	VT750DC Shadow	-	-	-	-	-
	Spirit	01-07	PTZ14S	-	-	-
700	CB700SC	-	-	-	-	-
	Nighthawk S	84-86	-	-	CB14L-A1	-
	VF700C Magna	87	-	-	CB12A-A	-
	VF700C Magna	84-86	PTX14AHLBS-FS	PTX14AHL-BS	CB14A-2	-
	VF700F Interceptor	84-85	PTX14AHLBS-FS	PTX14AHL-BS	CB14A-2	-
	VF700S Sabre	84-85	PTX14AHLBS-FS	PTX14AHL-BS	CB14L-A2	-
	VF700F Interceptor	86-87	-	-	CB12A-B	-
	VT700C Shadow	86-87	PTX14AHLBS-FS	PTX14AHL-BS	CB14-B2	-
	VT700C Shadow	84-85	-	-	HC16A-AB	-
650	CB650, Custom	79-82	-	-	CB12A-A	-
	CB650SC	-	-	-	-	-
	Nighthawk	83-85	-	-	CB12AL-A	-
	CB650SC	-	-	-	-	-
	Nighthawk	82	-	-	CB12A-A	-
	CX650C Custom	83	PTX14AHLBS-FS	PTX14AHL-BS	CB14A-2	-
	CX650T Turbo	83	PTX14AHLBS-FS	PTX14AHL-BS	CB14L-A2	-
	GL650I Silver	-	-	-	-	-
	Wing Interstate	83	PTX14AHLBS-FS	PTX14AHL-BS	CB14L-A2	-
	NT650 Hawk GT	88-91	PTX9BS-FS	PTX9-BS	-	-
	NT650V	-	-	-	PTR9-BS	-
	NX650	88-89	PTX9BS-FS	PTX9-BS	-	-
	SLR650	-	-	-	PTR9-BS	-
	Vigor 650	-	-	-	PTR9-BS	-
	XR650L	93-07	PTX9BS-FS	PTX9-BS	-	-
600	CB600F	04-06	PTX7LBS-FS	PTX7L-BS	-	-
	CBR600	87-00	PTX9BS-FS	PTX9-BS	-	-
	CBR600F4i, 600RR	01-06	PTZ10S	-	-	-
	VT600C, CD	-	-	-	-	-
	Shadow Deluxe	04-07	PTZ10S	-	-	-
	VT600C, CD Shadow	-	-	-	-	-
	Deluxe, VLX	88-03	PTX9BS-FS	PTX9-BS	-	-
	XL600R	83-87	-	-	CB3L-A	-
	XL600V Transalp	89-90	-	-	CB12A-B	-
	CB550 Four, K, SS	74-78	-	-	CB12A-A	12N12A-4A-1
	CB550SC	-	-	-	-	-
	Nighthawk	83	-	-	CB12AL-A	-
500	CB500 Four, Twin	71-76	-	-	CB12A-A	12N12A-4A-1
	CB500, C, D, T	78-82	PTX14AHLBS-FS	PTX14AHL-BS	CB14L-A2	-
	FT500 Ascot	82-83	PTX14AHLBS-FS	PTX14AHL-BS	CB14L-A2	-
	GB500	89-90	-	-	CB12A-B	-
	GL500, I Silver Wing	81-82	PTX14AHLBS-FS	PTX14AHL-BS	CB14L-A2	-
	VF500C V30 Magna	84-85	-	-	CB12A-A	-
	VF500F Interceptor	84-86	-	-	CB12A-A	-
	VF500C Shadow	83-86	-	-	CB12A-A	-
	VF500T Ascot	83-84	-	-	CB12A-A	-
	XL500R	82	-	-	CB3L-A	-
	XL500S	79-81	-	-	6N4-2A-4	-
450	CB450, SS	67-74	-	-	CB12A-A	12N12A-4A-1
	CB450SC	-	-	-	-	-
	Nighthawk, T	82-86	-	-	CB12A-A	-
	CL450 Scrambler	67-74	-	-	CB12A-A	12N12A-4A-1
	CMX450C	-	-	-	-	-
	CRF450X	05-07	PTZ7S	-	-	-
	Hondomatic, E	82-83	-	-	CB12A-A	-
	CMX450C Rebel	86-87	-	-	CB12A-A	-
400	CB400F CB-1	89-90	PTX9BS-FS	PTX9-BS	-	-
	CB400F Super Sport	75-77	-	-	CB12A-A	12N12A-4A-1
	CB400T Hawk,	-	-	-	-	-
	HawkII	78-81	-	-	CB12A-A	-
	CB400TI Hawk I	78-79	-	-	CB9-B	12N9-4B-1
	CM400 (All)	79-81	-	-	CB12A-A	-
360	CB360, G, T	74-76	-	-	CB12A-A	12N12A-4A-1
	CJ360T	76-77	-	-	CB9-B	12N9-4B-1
	CL360 Scrambler	74-75	-	-	CB12A-A	12N12A-4A-1
350	CB350 Super	-	-	-	-	-
	Sport4	68-74	-	-	CB12A-A	12N12A-4A-1
	CL350 Scrambler	68-73	-	-	CB12A-A	12N12A-4A-1
	SL350 Motosport	70-73	-	-	12N5-4B	-
	SL350 Motosport	69-70	-	-	CB12A-A	12N12A-4A-1
	XL350	74-78	-	-	6N6-3B	-
	XL350R	84-85	-	-	CB3L-A	-
305	CA77 Dream	-	-	-	-	-
	Touring (late)	63-69	-	-	12N9-3A-1	-
	CB77 Super hawk	61-68	-	-	12N9-3A-1	-
	CL77 Scrambler	65-68	-	-	12N5-4B	-
250	CA72 Dream	-	-	-	-	-
	Touring (late)	63-66	-	-	12N9-3A-1	-

The PTX20 series batteries may be used as an optional upgrade, but some modification to the hold down may be necessary. See battery label for retrofit cautions.

+ Eliminates need for sensor (needs to be disabled).
 • This battery includes a sensor.



Motorcycle Battery Applications

HONDA (Continued)

Table with columns: cc, Model, Year, Factory Sealed Maintenance Free, Sealed Maintenance Free, High Performance, Conventional. Lists Honda models like CB250 Nighthawk, CRF250X, MT250 Elsinore, etc.

HONDA (Continued)

Table with columns: cc, Model, Year, Factory Sealed Maintenance Free, Sealed Maintenance Free, High Performance, Conventional. Lists Honda models like SL70 Motosport, S65 Sport, C, CA 105T Trail, etc.

INDIAN

Table with columns: cc, Model, Year, Factory Sealed Maintenance Free, Sealed Maintenance Free, High Performance, Conventional. Lists Indian models like 1638 Chief, 1442 Scout, Spirit, All Models.

KAWASAKI

Table with columns: cc, Model, Year, Factory Sealed Maintenance Free, Sealed Maintenance Free, High Performance, Conventional. Lists Kawasaki models like 2000 VN2000-A Vulcan, 1600 VN1600, 1500 VN1500, etc.

^ See Battery Cross Reference Chart on Page 5 for optional upgrade. # The PTX20 series batteries may be used as an optional upgrade, but some modification to the hold down may be necessary. See battery label for retrofit cautions. + Eliminates need for sensor (needs to be disabled).

* This battery includes a sensor. ** When ordering this battery, specify sensor.



Motorcycle Battery Applications

KAWASAKI (Continued)

cc	Model	Year	Factory Sealed, Maintenance Free	Sealed Maintenance Free	High Performance	Conventional
	ZX10R	86-90	PTX14AHLBS-FS	PTX14AHL-BS	CB14L-A2	
	ZX1000-A Ninja	86-90	PTX14AHLBS-FS	PTX14AHL-BS	CB14L-A2	
	ZX1000-C Ninja (ZX10-R)	04-08	PT12B-4			
900	KZ900, LTD	76-77			CB10L-A2	
	Vulcan 900 Classic	06-08	PTX12BS-FS	PTX12-BS		
	Z1 Series	73-75	PTX14AHLBS-FS	PTX14AHL-BS	CB14L-A2	12N14-3A
	ZL900-A Eliminator	85-86	PTX14AHLBS-FS	PTX14AHL-BS	CB14L-A2	
	ZX900-A Ninja	84-86	PTX14AHLBS-FS	PTX14AHL-BS	CB14L-A2	
	ZX900-B Ninja (ZX-9R)	94-97	PTX12BS-FS	PTX12-BS		
	ZX900-C, E, F Ninja (ZX-9R)	98-03	PTX9BS-FS	PTX9-BS		
800	VN800-A, B, E Vulcan, Classic, Drifter	04-06	PTX12BS-FS	PTX12-BS		
	VN800-A, B, C Vulcan, Classic, Drifter	95-03	PTX14BS-FS	PTX14-BS		
750	H2 Series	72-75				12N5.5-4A
	KZ750, LTD, CSR	76-79	PTX14AHLBS-FS+	PTX14AHL-BS+	SCB14L-A2*	
	KZ750-E, H, L LTD	80-83			CB12A-A	
	KZ750-F LTD, Spectre	83	PTX14AHLBS-FS	PTX14AHL-BS	CB14L-A2	
	KZ750-L Ninja	93	PTX9BS-FS	PTX9-BS		
	KZ750-R GP	82			CB12A-A**	
	VN750-A Vulcan	86-06	PTX14AHLBS-FS	PTX14AHL-BS	CB14L-A2	
	ZN750-A LTD	84-85	PTX14AHLBS-FS	PTX14AHL-BS	CB14L-A2	
	ZR-7, S	00-05	PTX12BS-FS	PTX12-BS		
	ZR750	05-06	PTX9BS-FS	PTX9-BS		
	ZR750-C Zephyr	91-94	PTX12BS-FS	PTX12-BS		
	ZX750-E Turbo, GPz	83-85	PTX14AHLBS-FS+	PTX14AHL-BS+	SCB14L-A2*	
	ZX750-F Ninja	87-90	PTX14AHLBS-FS	PTX14AHL-BS	CB14L-A2	
	ZX750-H Ninja ZX-7	90			CB12AL-A++	
	ZX750-H Ninja ZX-7	89	PTX14AHLBS-FS	PTX14AHL-BS	CB14L-A2	
	ZX750-J Ninja ZX-7	91-95	PTX12BS-FS	PTX12-BS		
	ZX750 Ninja ZX, 7RR	91-97	PTX9BS-FS	PTX9-BS		
	ZX750-P Ninja ZX-7R	96-03	PTX12BS-FS	PTX12-BS		
700	KZ700-A	84			CB12A-A	
	VN700-A Vulcan	85	PTX14AHLBS-FS	PTX14AHL-BS	CB14L-A2	
	ZN700-A LTD	84-85	PTX14AHLBS-FS	PTX14AHL-BS	CB14L-A2	
650	KL650-A, KLR, KL650-B, Tengai	87-08	PTX14AHLBS-FS	PTX14AHL-BS	CB14L-A2	
	KLX650C, R	93-96	PTX9BS-FS	PTX9-BS		
	KZ650SR, LTD, Custom	77-80			CB10L-A2	
	KZ650-H CSR	81-83			CB12A-A	
	Ninja 650R	06-08	PTX12BS-FS	PTX12-BS		
	W Series	66-70			CB7L-B	12N7-3B
	W650	00-02	PTX14BS-FS	PTX14-BS		
636	ZX636-B Ninja ZX-6R	03-06	PTX9BS-FS	PTX9-BS		
600	KL600-A KLR	84			CB4L-A	
	KL600-B KLR	85-86	PTX14AHLBS-FS	PTX14AHL-BS	CB14L-A2	
	ZL600(All)	86-97			CB12A-A	
	ZX600-A,B,C, D Ninja	85-96			CB12A-A	
	ZX600-E,F Ninja ZX-6R	93-02	PTX12BS-FS	PTX12-BS		
	ZX600-G,J Ninja ZX-6R/ZZR	98-08	PTX9BS-FS	PTX9-BS		
	ZX600-K,M Ninja ZX6RR	03-06	PTX9BS-FS	PTX9-BS		
	ZZR600	05-08	PTX9BS-FS	PTX9-BS		
	ZZR600	02-04	PTX12BS-FS	PTX12-BS		
550	KZ550, LTD, GP	80-83			CB12A-A	
	KZ550-F LTD	84			CB12A-A++	
	KZ550-F Spectre	83			CB12A-A++	
	KZ550-H GP	82-83			CB12A-A**	
	ZR550-B Zephyr	90-92			CB12A-A	
	ZX550-A GPz	84-86			CB12A-A**	
500	EN500-A Vulcan	90-96			CB12A-A	
	EN500-C Vulcan LTD	96-08			CB12AL-A2	
	EX500-A	87-93	PTX14AHLBS-FS	PTX14AHL-BS	CB14L-A2	
	EX500-D Ninja500R	94-08	PTX14AHLBS-FS	PTX14AHL-BS	CB14L-A2	
	H1 Series	73-75			CB9L-B	12N9-3B
	H1 Series	69-72			CB9-B	12N9-4B-1
	KH500-A	76			CB9L-B	12N9-3B
450	KLX450R	08	PTZ7S			
	EN450-A 454 LTD	85-90			CB12A-A	
440	KZ440 (All)	80-83			CB12A-A	
400	KH400-A	76-78				12N5.5-4A
	KLX400R,					

+ Eliminates need for sensor (needs to be disabled).
 * This battery includes a sensor.
 ** When ordering this battery, specify sensor.
 ++ Must use existing terminal adaptor.

KAWASAKI (Continued)

cc	Model	Year	Factory Sealed, Maintenance Free	Sealed Maintenance Free	High Performance	Conventional
	KLX400SR	03-04	PT7B-4			
	KZ400 Deluxe	77-79			CB12A-A	12N12A-4A-1
	KZ400-C	78				12N5.5-4A
	KZ400-D, H	74-79			CB12A-A	12N12A-4A-1
	KZ400-S	75-77				12N5.5-4A
	S3 Series	74-75				12N5.5-4A
	A7 Series	66-71			CB9-B	12N9-4B-1
	F5 Series	70-71				6N2-2A-3
	F9 Sreies	73-75				6N4B-2A-3
	F9 Sreies	72				6N2-2A-3
	S2 Series	72-73				12N5.5-4A
305	EX305-B GP	83			CB9L-A2	
	KZ305CSR, LTD	81-88			CB10L-A2	
250	A1 Series	66-71			CB9-B	12N9-4B-1
	EL250, HS	88-93			CB9L-A2	
	EX250 Ninja	95-07	PTX7LBS-FS	PTX7L-BS		
	EX250 Ninja	86-94			CB9L-A2	
	F4 Series	69-70				12N5.5-4A
	F8 Series	71-72				6N2-2A-3
	F11 Series	73-75				6N4B-2A-3
	KE250-B	77-79				6N6-1D-2
	KH250-A	76				12N5.5-4A
	KL250 Super Sherpa	00-04	PTX7LBS-FS	PTX7L-BS		
	KL250	78-84				6N6-1D-2
	KL250-D KLR	85-05			CB4L-A	
	KZ250 CSR, LTD	80-83			CB10L-A2	
	KLX250S	06-07	PTX7LBS-FS	PTX7L-BS		
	S1 Series	73-75				12N5.5-4A
200	KZ200-A	78-79			CB10L-B	
175	F7 Series	71-75				6N4-2A-5
	KE175-B	76-78				6N6-1D-2
125	BN125	01-07			CB9-B	
	F6 Series	71-73				6N4-2A-5
	KE125-A	76-83				6N6-1D-2
	KS125 Series	74-75				6N6-1D-2
120	C2SS RoadRunner	67-69				6N4-2A-3
	C2TR RoadRunner	67-69				6N4-2A-3
100	G3SS Series	75				6N4-2A-5
	G3TR Series	71				6N4-2A-3#
	G4TR Series	73-75				6N4-2A-5
	G4TR Series	70-72				6N4-2A-3
	G5 Series	74-75				6N4-2A-5
	G5 Series	72-73				6N4-2A-3
	KE100-A	79-81				6N6-1D-2
	KE100-A	76-78				6N4-2A-5
	KE100-B	82-01				6N6-1D-2
	KH100-B	76-77				6N4-2A-5
	KM100-A	79-81				6N6-1D-2
	KM100-A	76-78				6N4-2A-5
	KV100-A	76			6N4-2A-5	
90	G3SS Series	73-74				6N4-2A-5
	G3SS Series	69-72				6N4-2A-3#
	G3TR Series	69-70				6N4-2A-3#
	MC1 Series	73-75				6N4-2A-5

POLARIS VICTORY

cc	Model	Year	Factory Sealed, Maintenance Free	Sealed Maintenance Free	High Performance	Conventional
1507	V92C,DC Classic, Deluxe, Cruiser	98-04	PTX20LBS-FS	PTX20L-BS		
	V92C					
	Sport Cruiser	00-01	PTX20LBS-FS	PTX20L-BS		
	V92TC					
	Touring Cruiser	02-06	PTX20LBS-FS	PTX20L-BS		
	Vegas, Kingpin, 8-ball, Hammer	03-05	PTX20LBS-FS	PTX20L-BS		

SUZUKI

cc	Model	Year	Factory Sealed, Maintenance Free	Sealed Maintenance Free	High Performance	Conventional
1800	VZR1800	06-08		PTX16-BS^		
1600	Marauder, Boulevard M95	04-05		PTX16-BS^		
1500	VL1500 Intruder, C90, T	98-08			PTX16-BS-1	
1400	GV1400GC, D, T Cavalcade	86-88	PIX50LBS-FS+	PIX50L-BS+	SC50-N18L-AT*	
	VS1400GL Intruder, GLP, S83	87-08			PTX16-BS-1	
1300	GSX1300BK B-King	08	PTX12BS-FS	PTX12-BS		
	GSX1300R, Z Hayabusa	08	PTX12BS-FS	PTX12-BS		
	GSX1300R					
	Hayabusa	99-07		PTX12A-BS		

G3SS & G3TR models having the engine production #235611 and above, use a 6N4-2A-5 battery.
 ^ See Battery Cross Reference Chart on Page 5 for optional upgrade.



Motorcycle Battery Applications

SUZUKI (Continued)

Table with columns: cc, Model, Year, Factory Sealed Maintenance Free, Sealed Maintenance Free, High Performance, Conventional. Lists various Suzuki motorcycle models and their battery specifications.

+ Eliminates need for sensor (needs to be disabled).

SUZUKI (Continued)

Table with columns: cc, Model, Year, Factory Sealed Maintenance Free, Sealed Maintenance Free, High Performance, Conventional. Continues the list of Suzuki motorcycle models and their battery specifications.

YAMAHA

Table with columns: cc, Model, Year, Factory Sealed Maintenance Free, Sealed Maintenance Free, High Performance, Conventional. Lists various Yamaha motorcycle models and their battery specifications.

* This battery includes a sensor.



Motorcycle Battery Applications

YAMAHA (Continued)

cc	Model	Year	Factory Sealed, Maintenance Free	Sealed Maintenance Free	High Performance	Conventional
	FZS1000 FZ1	01-05		PTX4B-BS		
	FZS1000 FZ1	06-07	PTZ14S			
	GTS1000	93-94	PTX14BS-FS	PTX14-BS		
	XV1000 Virago	84-85	PIX50LBS-FS	PTX18L-BS	C50-N18L-A-LM	C50-N18L-A3
	YZF-R1	99-03	PT12B-4			
	YZF-R1	04-07	PTZ10S			
	YZF1000R	97-98	PTX14BS-FS	PTX14-BS		
920	XV920 Virago	82	PIX50LBS-FS+	PIX50L-BS+	SC50-N18L-AT+	
	XV920M Midnight Virago	83	PIX50LBS-FS	PTX18L-BS	C50-N18L-A-LM	C50-N18L-A3
	XV920R Virago	81-83	PIX50LBS-FS	PTX18L-BS	C50-N18L-A-LM	C50-N18L-A3
900	XJ900R Seca	83	PTX14HLBS-FS	PTX14AHL-BS	CB14L-A2	
850	TDM850	92-93	PTX12BS-FS	PTX12-BS		
	XS850 (All)	80-81	PTX14AHLBS-FS	PTX14AHL-BS	CB14L-A2	
750	FZ750	85-88	PTX14AHLBS-FS	PTX14AHL-BS	CB14L-A2	
	FZR750	87-88	PTX14AHLBS-FS	PTX14AHL-BS	CB14L-A2	
	TX750	73-74	PTX19LBS-FS	PTX19L-BS	CB16L-B	
	XJ750 Maxim	82-83	PTX14AHLBS-FS+	PTX14AHL-BS+	SCB14L-A2+	
	XJ750M Midnight Maxim	83	PTX14AHLBS-FS	PTX14AHL-BS	CB14L-A2	
	XJ750R Seca	81-83	PTX14AHLBS-FS+	PTX14AHL-BS+	SCB14L-A2+	
	XS750 (All)	77-79	PTX14AHLBS-FS	PTX14AHL-BS	CB14L-A2	12N14-3A
	XV750 Virago (All)	81-86			CB16AL-A2	
	YZF750R	94-98	PTX12BS-FS	PTX12-BS		
	YZF-R7	99	PT9B-4			
700	FZ700	87	PTX14AHLBS-FS	PTX14AHL-BS	CB14L-A2	
	FZX700 Fazer	86-87	PTX14AHLBS-FS	PTX14AHL-BS	CB14L-A2	
	XJ700 Maxim	85-86	PTX14AHLBS-FS	PTX14AHL-BS	CB14L-A2	
	XJ700X	85	PTX14AHLBS-FS	PTX14AHL-BS	CB14L-A2	
	XV700 Virago	84-87			CB16AL-A2	
650	TX650	74	PTX14AHLBS-FS	PTX14AHL-BS	CB14L-A2	12N14-3A
	TX650	73			CB12A-A	12N12A-4A-1
	XJ650 (All)	80-83			CB12A-A	12N12A-4A-1
	XS1	70-71			CB12A-A	12N5.5-3B
	XS2	72			CB12A-A	12N12A-4A-1
	XS650	75-83	PTX14AHLBS-FS	PTX14AHL-BS	CB14L-A2	12N14-3A
	XV650 V-Star (All)	98-07	PT12B-4			
600	FJ600	84-85			CB12A-A	12N12A-4A-1
	FZ6	05-07	PT12B-4			
	FZ600	86-88			CB12A-A	12N12A-4A-1
	FZR600/R	89-99			CB12AL-A2	
	SRX600	86			CB5L-B	12N5-3B
	XJ600S Seca II	92-98	PTX9BS-FS	PTX9-BS		
	XT600	84-89			CB5L-B	
	XT600E	90-95	PTX9BS-FS	PTX9-BS		
	YX600 Radian	86-90			CB12A-A	12N12A-4A-1
	YZF-R6, R6S	01-07	PT9B-4			
	YZF-R6 (Excl. R6S)	06-07	PTZ10S			
	YZF-R6	99-00	PT12B-4			
	YZF600R	95-07	PTX12BS-FS	PTX12-BS		
550	XJ Maxim, R Seca	81-83			CB12A-A	12N12A-4A-1
	XT550	82-83			CB5L-B	12N5-3B
	XZ550R Vision	82-83	PTX14AHLBS-FS	PTX14AHL-BS	CB14L-A2	
535	XV535 Virago	87-99			CB12AL-A2	
500	SR500	78-81			CB7L-B	12N7-3B
	TX500	73-74	PTX14AHLBS-FS	PTX14AHL-BS	CB14L-A2	12N14-3A
	XS500	75-78	PTX14AHLBS-FS	PTX14AHL-BS	CB14L-A2	12N14-3A
	XT500	76-81			CB5L-B	6N6-3B-1
	XV500 Virago	83			CB12A-A	12N12A-4A-1
450	WR450F	03-07	PTZ7S			
400	DT400 Enduro	77-78				6N6-3B-1
	DT400 Enduro	75-76				6N4B-2A-3
	FZR400 (All)	88-90			CB12AL-A2	
	RD400	76-79				12N5.5A-3B
	XS400 (All)	80-83			CB12A-A	12N12A-4A-1
360	DT360 Enduro	74				6N4B-2A-3
	RT1, RT1B 360 Enduro	70-71				6N2-2A-3
	RT2, RT3 360 Enduro	72-73				6N4-2A-5
	XS360	76-78			CB12A-A	12N12A-4A-1
	XS360-2	77			CB7L-B	12N7-3B
350	BW350 Big Wheel R3	87-88			CB12B-B2	
	R5, R5B, R5C	69			CB5L-B	12N5-3B
	RD350	70-72				12N5.5A-3B
	RZ350	73-75				12N5.5A-3B
	XT350	84-85				12N5.5-3B
	XR2/C	85-00			CB3L-B	
		68				12N5.5-3B

YAMAHA (Continued)

cc	Model	Year	Factory Sealed, Maintenance Free	Sealed Maintenance Free	High Performance	Conventional
250	DS6B, DS6C	69-70				CB5L-B
	DS7	72				12N5.5A-3B
	DT1 250 Enduro	68				6N2-2A-3
	DT1B, DT1C,					
	DT1E 250 Enduro	69-71				6N2-2A-3
	DT2 250 Enduro	72				6N4-2A-5
	DT250 Enduro	77-79				6N6-3B-1
	DT250 Enduro	74-76				6N4B-2A-3
	DT3 250 Enduro	73				6N4-2A-5
	RD250	73-75				12N5.5A-3B
	SR250 Exciter	80-82				CB12A-A
	SRX250	87				12N12A-4A-1
	TTR250	99-06	PT7B-4			
	WR250F	03-07	PTX5LBS-FS	PTX5L-BS		
	XT250	84				CB3L-B
	XT250	80-83				6N6-3B-1
	XV250 Virago	95-03				CB10L-A2
	XV250 Route 66	88-90				CB10L-A2
230	TTR230E	06-07	PTX5LBS-FS	PTX5L-BS		
225	TTR225	99-05	PT7B-4			
	XT225	01-07	PTZ7S			
	XT225 Serow	92-00	PTX7LBS-FS	PTX7L-BS		
200	BW200E BigWheel (Elec. Start)	86-88				CB7C-A
	CS3B, CS3C	70-71				CB9L-A2
	CS5	72				12N9-3A-1
	RD200	74-76				CB9L-A2
	TW200 Trailway	87-07				12N9-3A-1
	XT200	82-83				CB7C-A
	YCS1	68				6N4A-4D
185	SR185 Exciter	81-82				12N9-3A-1
175	CT1, CT1B,					
	CT1C 175 Enduro	69-71				6N2-2A-3
	CT2, CT3					
	175 Enduro	72-73				6N4A-4D
	DT175 Enduro	78-81				6N6-3B-1
	DT175 Enduro	74-76				6N4B-2A-3
125	AS2C	69				12N5.5-3B
	AT1E, AT1B,					
	AT1C 125 Enduro	69-71				CB7L-B
	AT2, AT3					
	125 Enduro	72-73				CB7L-B
	DT125 Enduro	78-81				12N7-3B
	DT125 Enduro	74-76				CB7L-B
	RD125	75-76				12N7-3B
	TTR125E/LE (Elec. Start)	03-07	PTX4LBS-FS	PTX4L-BS		
	XT125	82-83				6N4A-4D
	YAS1/C	68				12N5.5-3B
100	DT100 Enduro	77-83				6N4-2A-5
	DT100 Enduro	74-76				6N4B-2A-3
	L5T, L5TA	69-70				12N7-3B
	LS2	72				12N5.5A-3B
	LT2, LT3 100 Enduro	72-73				6N4A-4D
	RS100	75-76				6N4A-4D
	YL2C/CM	68				12N7-3B
90	HS1, HS1B	70-71				12N5.5-3B
	HT1, HT1B					
	90 Enduro	70-71				6N2-2A-3
	TTR90E (Elec. Start)	03-07		PTX4B-BS		
80	DT80 Mini Enduro	81-83				6N4-2A-5
	G65, G65B	70-71				6N4A-4D
	G7S	72				6N4A-4D
	GT1 Mini Enduro	73				6N4-2A-5
	GT80 Mini Enduro	74-80				6N4-2A-5
	LB80 Chappy	76-78				6N4-2A-5
	YG1	62-66				6N4A-4D
	YG5T, YG55	68-69				CB7L-B
	JT2 Mini Enduro	72				12N7-3B
60	RD60	73-75				6N2-2A-3
	DT50 Enduro	88-90				6N4A-4D
50	LB50P Chappy	78-82				6N4B-2A-3
	LC50 Champ	80-81				6N4-2A-5
	MJ50 Towny	82				6N4-2A-5
	QT50 Yamahopper	79-87				6N4-2A-5
	RX50 Special	83-84				6N4-2A-5
	TTR50E	06-07		PTX4B-BS		
	YSR50	87-92				6N4-2A-5

All Terrain Vehicle Battery Applications

AEON (BENZA)

cc	Model	Year	Factory Sealed, Maintenance Free	Maintenance Free	High Performance	Conventional
100	Cobra/CX-Sport 100	All	PTX4LBS-FS	PTX4L-BS		
90	Cobra/CX-Sport 90	All	PTX4LBS-FS	PTX4L-BS		
50	Cobra/CX-Sport 50	All	PTX4LBS-FS	PTX4L-BS		

ARCTIC CAT

cc	Model	Year	Factory Sealed, Maintenance Free	Maintenance Free	High Performance	Conventional
650	4x4 Automatic	04-06	PTX14AHBS-FS	PTX14AH-BS	CB14A-2	
500	All Models	All	PTX14AHBS-FS	PTX14AH-BS	CB14A-2	
400	DVX400	All	PTX9BS-FS	PTX9-BS		



All Terrain Vehicle Battery Applications

ARCTIC CAT (Continued)

Table with columns: cc, Model, Year, Factory Sealed Maintenance Free, Sealed Maintenance Free, High Performance, Conventional. Rows include All Other Models, All Models, DVX250, 2X4, All Models, DVX50.

BOMBARDIER (Can-Am)

Table with columns: cc, Model, Year, Factory Sealed Maintenance Free, Sealed Maintenance Free, High Performance, Conventional. Rows include Outlander800 EFI, DS650, Quest, Quest (Opt), Traxter, Quest, Traxter, Quest (Opt), Outlander400XT, Max, Outlander400, Outlander330, DS250, Rally, DS90, DS90F, Quest, DS50, Quest.

CANNONDALE

Table with columns: cc, Model, Year, Factory Sealed Maintenance Free, Sealed Maintenance Free, High Performance, Conventional. Row: All Models, 01-03.

DRR

Table with columns: cc, Model, Year, Factory Sealed Maintenance Free, Sealed Maintenance Free, High Performance, Conventional. Row: All Models.

E-TON

Table with columns: cc, Model, Year, Factory Sealed Maintenance Free, Sealed Maintenance Free, High Performance, Conventional. Rows include CXL 150 Yukon II, YXL150 Yukon, AXL, TXL, NXL, RXL, All Models, DXL90 Serria, AXL, TXL, NXL, RXL, All Models.

HONDA

Table with columns: cc, Model, Year, Factory Sealed Maintenance Free, Sealed Maintenance Free, High Performance, Conventional. Rows include TRX680 FourTrax Rincon, TRX650 FourTrax Rincon (Std) (Optional Cold Starting), TRX500F FourTrax Rubicon, TRX500FE, FM, TM FourTrax Foreman ES, 4x4, TRX450, FourTrax Foreman S, ES, TRX450R, TRX420, Rancher 4x4, FL400R Pilot, TRX400EX, FourTrax, Sportrax, TRX400 Rancher AT, TRX400FW, Foreman, FL350R Odyssey, TRX350, D, FourTrax 4x4, TRX350 Rancher, TRX300 FourTrax 300, TRX300EX, Sportrax, TRX300FW, FourTrax 300 4x4, ATC250ES Big Red, ATC250SX.

HONDA (Continued)

Table with columns: cc, Model, Year, Factory Sealed Maintenance Free, Sealed Maintenance Free, High Performance, Conventional. Rows include TRX250 FourTrax Recon, ES, TRX250EX, Sportrax, ATC200 Big Red, ATC200M, TRX200 FourTrax, TRX200 FourTrax TRX200SX, FourTrax, ATC125M, ATC125M, TRX125 FourTrax, TRX125 FourTrax, TRX90.

JOHN DEERE

Table with columns: cc, Model, Year, Factory Sealed Maintenance Free, Sealed Maintenance Free, High Performance, Conventional. Row: All Models, All.

KASEA

Table with columns: cc, Model, Year, Factory Sealed Maintenance Free, Sealed Maintenance Free, High Performance, Conventional. Rows include Skyhawk 250, Skyhawk 170, Skyhawk 150, Adventure Buggy, KS, KU Models, Adventure Buggy, Skyhawk 90, KS, KU Models, KS, KU Models, Mini Skyhawk, Skyhawk 50.

KAWASAKI

Table with columns: cc, Model, Year, Factory Sealed Maintenance Free, Sealed Maintenance Free, High Performance, Conventional. Rows include KVF750-A, B Brute Force 750 4x4, KFX700 V-Force, KSV700-A, B (KFX700), KSV700-A, B, D, Prairie 700 4x4, KVF700-A, B, D, Prairie 700, 4x4, KV650-A, B, D, E Prairie 650, 4x4, KFX450R, KLF400-B, Bayou 400 4x4, KSF400-A (KFX400), KVF400-A, Prairie 4x4, KVF400-A, Prairie 400 4x4 (CN), KVF400-B, Prairie 400 4x4, KVF400-B, Prairie 400 4x4 (CN), KVF400-C, Prairie 400, 4x4, KVF400-C, Prairie 400 4x4 (CN), KVF400-D, Prairie 400, 4x4, KVF400-D, Prairie 400 4x4 (CN), KVF360-A, B, C, Prairie 360, 4x4, KEF300-A Lakota, KEF300-B, Lakota Sport, KLF300-A Bayou, KLF300-B Bayou, KLF300-B, Bayou (CN), KLF300-C, Bayou 300 4x4, KLF300-C, Bayou 300 4x4 (CN), KVF300-A, Prairie 300, 4x4.



All Terrain Battery Applications

KAWASAKI (Continued)

cc	Model	Year	Factory Sealed, Maintenance Free	Sealed Maintenance Free	High Performance	Conventional
	KVF300-A Prairie 300, 4x4 (CN)	99-01	PTX19CLBS-FS	PTX19CL-BS	CB16CL-B	-
	KVF300-B Prairie 300, 4x4	99-02	PTX14AHBS-FS	PTX14AH-BS	CB14A-A2	-
	KVF300-B Prairie 300, 4x4 (CN)	99-02	PTX19CLBS-FS	PTX19CL-BS	CB16CL-B	-
250	KLF250-A Bayou Bayou (CN)	03-08	-	-	CB10A-A2	-
	KLF250-A KLT250-A	82-83	PTX14AHBS-FS	PTX14AH-BS	CB14A-A2	-
	KLT250-C Prairie	84-85	-	-	CB12A-A	-
	KLT250-C Prairie	83	-	-	CB10L-B	-
220	KLF220-A Bayou KLF220-A Bayou (CN)	88-02	-	-	CB12A-A	-
	KLT200-A, C	92-02	PTX14AHBS-FS	PTX14AH-BS	CB14A-A2	-
200	KLT200-B, C	81-84	-	-	CB10L-B	-
	KLT200-B, C	83	-	-	CB12A-A	-
185	KLF185-A Bayou	85-88	-	-	CB10L-B	-
110	KLF110-B Mojo (Elec.Start)	87-88	-	-	CB9L-A2	-
90	KFX90	07-08	PTX5LBS-FS	PTX5L-BS	-	-
80	KSF80-A (KFX80)	03-05	PTX5LBS-FS	PTX5L-BS	-	-
50	KFX50	07-08	PTX5LBS-FS	PTX5L-BS	-	-

KYMCO

cc	Model	Year	Factory Sealed, Maintenance Free	Sealed Maintenance Free	High Performance	Conventional
300	MXU300SD	All	PTX12BS-FS	PTX12-BS	-	-
250	Mongoose, MXU250	All	PTX12BS-FS	PTX12-BS	-	-
150	MXU150	All	PTX9BS-FS	PTX9-BS	-	-
90	Mongoose 90	All	PTX5LBS-FS	PTX5L-BS	-	-
50	Mongoose 50	All	PTX5LBS-FS	PTX5L-BS	-	-

MANCO

cc	Model	Year	Factory Sealed, Maintenance Free	Sealed Maintenance Free	High Performance	Conventional
260	8265L	06	PTX14AHBS-FS	PTX14AH-BS	CB14A-A2	-
	8264L	05-06	PTX14AHBS-FS	PTX14AH-BS	CB14A-A2	-
	8260E, L	04-06	PTX14AHBS-FS	PTX14AH-BS	CB14A-A2	-
72	8089L	05-06	PTX5LBS-FS	PTX5L-BS	-	-

PANDA MOTOR SPORTS

cc	Model	Year	Factory Sealed, Maintenance Free	Sealed Maintenance Free	High Performance	Conventional
125	KD125	-	-	-	CB7-A	-
80	KD80	-	-	-	CB7-A	-
50	KD50	-	-	-	CB7-A	-

POLARIS

cc	Model	Year	Factory Sealed, Maintenance Free	Sealed Maintenance Free	High Performance	Conventional
800	Sportsman	05-08	PIX30LBS-FS	PIX30L-BS	CB30L-B	-
700	Sportsman, Military	02-08	PIX30LBS-FS	PIX30L-BS	CB30L-B	-
600	Sportsman	04-05	PIX30LBS-FS	PIX30L-BS	CB30L-B	-
525	Outlaw 525	08	PTX9BS-FS	PTX9-BS	-	-
500	All Models (Excl.Predator)	99-08	PTX14AHBS-FS	PTX14AH-BS	CB14A-A2	-
	Predator	03-06	PTX9BS-FS	PTX9-BS	-	-
450	Outlaw 450	07-08	PTX9BS-FS	PTX9-BS	-	-
	Diesel, 445 Liter (primary)	99-03	PIX30LBS-FS	PIX30L-BS	CB30L-B	-
	(secondary)	-	PTX14AHBS-FS	PTX14AH-BS	CB14A-A2	-
425	All models	95-02	PTX14AHBS-FS	PTX14AH-BS	CB14A-A2	-
400	All models	94-08	PTX14AHBS-FS	PTX14AH-BS	CB14A-A2	-
335	Sportsman	98-01	PTX14AHBS-FS	PTX14AH-BS	CB14A-A2	-
330	Magnum Trail Boss	03-08	PTX14AHBS-FS	PTX14AH-BS	-	-
325	All models	87-02	PTX14AHBS-FS	PTX14AH-BS	CB14A-A2	-
300	Hawkeye, Sportman 300	06-08	PTX14AHBS-FS	PTX14AH-BS	CB14-B2	-
250	All models	85-05	PTX14AHBS-FS	PTX14AH-BS	CB14A-A2	-
200	Phoenix, Sawtooth	05-08	PTX12BS-FS	PTX12-BS	-	-
90	Predator, Sportsman, Outlaw Scrambler, Sportsman	03-08	PTX5LBS-FS	PTX5L-BS	-	-
	Scrambler	01-02	PTX4LBS-FS	PTX4L-BS	-	-
50	Scrambler	03	PTX5LBS-FS	PTX5L-BS	-	-
	Scrambler	01-02	PTX4LBS-FS	PTX4L-BS	-	-
	Predator, Outlaw	04-08	PTX5LBS-FS	PTX5L-BS	-	-

SUZUKI

cc	Model	Year	Factory Sealed, Maintenance Free	Sealed Maintenance Free	High Performance	Conventional
750	LT-A750X King Quad	07-08	-	-	PTX20CH-BS	-
700	LT-A700X King Quad	05-07	-	-	PTX20CH-BS	-
	LT-V700F Twin Peaks	04-05	-	-	PTX20CH-BS	-
500	LT-A500F Vinson 4WD	04-07	-	-	PTX20CH-BS	-
	LT-A500F Vinson 4WD	02-03	-	-	PTX16-BS^	-
	LT-A500F QuadMaster	00-01	-	-	PTX16-BS-1	-
	LT-F500F QuadRunner	98-02	-	-	PTX16-BS-1	-
	LT-F500F Vinson Manual 4WD	04-07	-	-	PTX20CH-BS	-
	LT-F500F Vinson Manual 4WD	03	-	-	PTX16-BS^	-
450	LT-A450X King Quad	07-08	PTX14BS-FS	PTX14-BS	-	-
	LT-R450 QuadRacer	06-08	PTX7ABS-FS	PTX7A-BS	-	-
400	LT-A400 Eiger 2WD, F Eiger 4WD	02-07	PTX14BS-FS	PTX14-BS	-	-
	LT-F400 Eiger 2WD, F Eiger 4WD	02-07	PTX14BS-FS	PTX14-BS	-	-
	LT-Z400 QuadSport	03-08	PTX9BS-FS	PTX9-BS	-	-
300	LT300E QuadRunner 300E	87-89	PTX14AHBS-FS	PTX14AH-BS	CB14A-A2	-
	LT-F300F KingQuad	99-02	PTX14AHBS-FS	PTX14AH-BS	CB14A-A2	-
	LT-F300F KingQuad (CN,Opt)	99-02	-	-	PIX50-BS	C50-N18A-A
280	LT-F4WDX KingQuad	91-99	PTX14AHBS-FS	PTX14AH-BS	CB14A-A2	-
	LT-F4WDX KingQuad (CN,Opt)	91-99	-	-	PIX50-BS	C50-N18A-A
250	LT-4WD QuadRunner	87-99	PTX14AHBS-FS	PTX14AH-BS	CB14A-A2	-
	LT-4WD QuadRunner (Opt)	87-99	-	-	PIX50-BS	C50-N18A-A
	LT-F250 QuadRunner	88-01	PTX14AHBS-FS	PTX14AH-BS	CB14A-A2	-
	LT-F250 QuadRunner(Opt)	88-01	-	-	PIX50-BS	C50-N18A-A
	LT-F250, F Ozark	02-07	PTX12BS-FS	PTX12-BS	-	-
	LT-F250F QuadRunner	99-02	PTX14AHBS-FS	PTX14AH-BS	CB14A-A2	-
	LT-F250F QuadRunner (CN,Opt)	99-02	-	-	PIX50-BS	C50-N18A-A
	LT-Z250 QuadSport	04-07	PTX12BS-FS	PTX12-BS	-	-
	LT250EF QuadRunner	85-86	-	-	PIX50-BS	C50-N18A-A
230	LT-F230 QuadRunner	86-87	-	-	CB10A-A2	-
	LT230E QuadRunner	87	-	-	-	Not Available
	LT230E QuadRunner	88-93	PTX12BS-FS	PTX12-BS	-	-
	LT230GE QuadRunner	85-86	-	-	CB10A-A2	-
160	LT-F160 QuadRunner	91-01	-	-	CB9A-A	-
	LT-F160 QuadRunner	03-04	-	-	CB9A-A	-
	LT160E QuadRunner	89-94	-	-	CB9A-A	-
90	LTZ90	07-08	PTX7ABS-FS	PTX7A-BS	-	-
80	LT80 QuadSport 80	87-06	PTX5LBS-FS	PTX5L-BS	-	-
50	QuadSport Z50	06-08	PTX5LBS-FS	PTX5L-BS	-	-

YAMAHA

cc	Model	Year	Factory Sealed, Maintenance Free	Sealed Maintenance Free	High Performance	Conventional
700	YFM700FG Grizzly	07-08	PTX20LBS-FS	PTX20L-BS	-	-
	YFM700R Raptor	06-08	PT9B-4	-	-	-
660	YFM660FW Grizzly	02-08	PTX20LBS-FS	PTX20L-BS	-	-
	YFM660R Raptor	01-05	PTX14BS-FS	PTX14-BS	-	-
600	YFM600FW Grizzly	98-01	PTX20LBS-FS	PTX20L-BS	-	-
450	YFM450FG Grizzly	07-08	PTX20LBS-FS	PTX20L-BS	-	-
	YTM450FW Kodiak/ Automatic	03-06	PTX20LBS-FS	PTX20L-BS	-	-
	YFM450FX Wolverine	06-08	PTX20LBS-FS	PTX20L-BS	-	-
	YZF450	04-08	PT7B-4	-	-	-
400	YFM400FG Grizzly	07-08	PTX14AHBS-FS	PTX14AH-BS	-	-
	YFM400FW Kodiak/ Automatic	03-06	PTX14AHBS-FS	PTX14AH-BS	-	-

^ See Battery Cross Reference Chart on Page 5 for optional upgrade.



All Terrain Battery Applications

YAMAHA (Continued)

Table with columns: cc, Model, Year, Factory Sealed Maintenance Free, Sealed Maintenance Free, High Performance, Conventional. Lists Yamaha models like Kodiak, Bruin, and Raptor.

YAMAHA (Continued)

Table with columns: cc, Model, Year, Factory Sealed Maintenance Free, Sealed Maintenance Free, High Performance, Conventional. Lists Yamaha models like Raptor, Tracker, and Moto 4.

Scooter Battery Applications

DRR

Table with columns: cc, Model, Year, Factory Sealed Maintenance Free, Sealed Maintenance Free, High Performance, Conventional. Lists DRR All Models.

E-TON

Table with columns: cc, Model, Year, Factory Sealed Maintenance Free, Sealed Maintenance Free, High Performance, Conventional. Lists E-TON Beamer 50.

HONDA

Table with columns: cc, Model, Year, Factory Sealed Maintenance Free, Sealed Maintenance Free, High Performance, Conventional. Lists Honda models like Silver Wing, Elite, and Ruckus.

HYOSUNG MOTORS

Table with columns: cc, Model, Year, Factory Sealed Maintenance Free, Sealed Maintenance Free, High Performance, Conventional. Lists Hyosung EZ100.

HYOSUNG MOTORS (Continued)

Table with columns: cc, Model, Year, Factory Sealed Maintenance Free, Sealed Maintenance Free, High Performance, Conventional. Lists Hyosung SB50 Super Cab.

KASEA

Table with columns: cc, Model, Year, Factory Sealed Maintenance Free, Sealed Maintenance Free, High Performance, Conventional. Lists Kasea Sense, Prima.

MANCO

Table with columns: cc, Model, Year, Factory Sealed Maintenance Free, Sealed Maintenance Free, High Performance, Conventional. Lists Manco 5049E, 5051L.

SUZUKI

Table with columns: cc, Model, Year, Factory Sealed Maintenance Free, Sealed Maintenance Free, High Performance, Conventional. Lists Suzuki models like Burgman, F50, FA50, FS50, FZ50.

YAMAHA

Table with columns: cc, Model, Year, Factory Sealed Maintenance Free, Sealed Maintenance Free, High Performance, Conventional. Lists Yamaha models like Majesty, Morphous, Riva, Zuma, and Classic.



Snowmobile Battery Applications

ARCTIC CAT

cc	Model	Year	Factory Sealed, Maintenance Free	Sealed Maintenance Free	High Performance	Conventional
4	Stroke Trail, Touring	02-03	PIX50LBS-FS	PIX50L-BS	C50-N18L-A-LM	-
	Bearcat 340, 440	95-00	PTX14AHBS-FS	PTX14AH-BS	CB14-A2	-
	Bearcat 570	04-07	PIX50LBS-FS	PIX50L-BS	C50-N18L-A-LM	-
	Bearcat WT	95-02	PTX20BS-FS#	PTX20-BS#	CB18-A	-
	Bearcat WT	03-04	PIX50LBS-FS	PIX50L-BS	C50-N18L-A-LM	-
	Bearcat WT	05-07	PIX50LBS-FS	PIX50L-BS	-	-
	Bearcat WT Turbo	06-07	PIX50LBS-FS	PIX50L-BS	-	-
	Cheetah	86-90	PTX19LBS-FS	PTX19L-BS	CB16L-B	-
	Cheetah	91-93	PTX14AHLBS-FS	PTX14AHL-BS	CB14L-A2	-
	Cougar	85-90	PTX19LBS-FS	PTX19L-BS	CB16L-B	-
	Cougar	91-94	PTX14AHLBS-FS	PTX14AHL-BS	CB14L-A2	-
	Cougar	95-98	PTX20BS-FS#	PTX20-BS#	CB18-A	-
	El Tigre 5000	87-88	PTX14AHLBS-FS	PTX14AHL-BS	CB14L-A2	-
	EXT	89-91	PTX19LBS-FS	PTX19L-BS	CB16L-B	-
	EXT	92-94	PTX14AHLBS-FS	PTX14AHL-BS	CB14L-A2	-
	EXT Dix (EFI)	97-98	PIX50LBS-FS	PIX50L-BS	C50-N18L-A-LM	-
	EXT (EFI)	95-97	-	-	CB7-A	12N7-4A
	EXT (EFI)	98	PTX20BS-FS#	PTX20-BS#	CB18-A	-
	EXT 600	97-98	PTX20BS-FS#	PTX20-BS#	CB18-A	-
	EXT (Carb)	95-96	PTX20BS-FS#	PTX20-BS#	CB18-A	-
	EXT Special F5	91-92	PTX14AHLBS-FS	PTX14AHL-BS	CB14L-A2	-
	Firecat	07	PTX20BS-FS#	PTX20-BS#	CB18-A	-
	Jag AFS	03-06	PIX50LBS-FS	PIX50L-BS	C50-N18L-A-LM	-
	Jag AFS LT	89-91	PTX14AHLBS-FS	PTX14AHL-BS	CB14L-A2	-
	Jag, Jag Dix	85-93	PTX14AHLBS-FS	PTX14AHL-BS	CB14L-A2	-
	Jag, Jag Dix	94-99	PTX14AHLBS-FS	PTX14AHL-BS	CB14L-A2	-
	Jag Liquid	96	PTX14AHLBS-FS	PTX14AHL-BS	CB14L-A2	-
	Jag Z	93	PTX14AHLBS-FS	PTX14AHL-BS	CB14L-A2	-
	Jag Z	94	PTX14AHLBS-FS	PTX14AHL-BS	CB14L-A2	-
	King Cat 900	04-06	PIX50LBS-FS	PIX50L-BS	C50-N18L-A-LM	-
	Lynx	91-93	PTX14AHLBS-FS	PTX14AHL-BS	CB14L-A2	-
	Mountain Cat	01	PTX20BS-FS#	PTX20-BS#	CB18-A	-
	Mountain Cat 500	02	PTX20BS-FS#	PTX20-BS#	CB18-A	-
	Mountain Cat 570	02-04	PIX50LBS-FS	PIX50L-BS	C50-N18L-A-LM	-
	Mountain Cat 600	02-04	PTX20BS-FS#	PTX20-BS#	CB18-A	-
	Mountain Cat 800	02-04	PIX50LBS-FS	PIX50L-BS	C50-N18L-A-LM	-
	Mountain Cat 900	03-04	PIX50LBS-FS	PIX50L-BS	C50-N18L-A-LM	-
	Mountain Cat 1000	02	PTX20BS-FS#	PTX20-BS#	CB18-A	-
	Pantera	80-85	PTX19LBS-FS	PTX19L-BS	CB16L-B	-
	Pantera	86-93	PTX14AHLBS-FS	PTX14AHL-BS	CB14L-A2	-
	Pantera	94	PTX20BS-FS#	PTX20-BS#	CB18-A	-
	Pantera	95-98	PIX50LBS-FS	PIX50L-BS	C50-N18L-A-LM	-
	Pantera	99-01	PTX20BS-FS#	PTX20-BS#	CB18-A	-
	Pantera 550, 600	02-05	PTX20BS-FS#	PTX20-BS#	CB18-A	-
	Pantera 800	02-04	PIX50LBS-FS	PIX50L-BS	C50-N18L-A-LM	-
	Panther	80-88	PTX19LBS-FS	PTX19L-BS	CB16L-B	-
	Panther	89-93	PTX14AHLBS-FS	PTX14AHL-BS	CB14L-A2	-
	Panther	94-96	PTX14AHLBS-FS	PTX14AHL-BS	CB14L-A2	-
	Panther 340	97-00	PTX14AHLBS-FS	PTX14AHL-BS	CB14L-A2	-
	Panther 370	01-04	PTX14AHLBS-FS	PTX14AHL-BS	CB14L-A2	-
	Panther 370	07	PTX14AHLBS-FS	PTX14AHL-BS	CB14L-A2	-
	Panther 440	97-03	PTX14AHLBS-FS	PTX14AHL-BS	CB14L-A2	-
	Panther 550	97-01	PTX20BS-FS#	PTX20-BS#	CB18-A	-
	Panther 570	02-07	PIX50LBS-FS	PIX50L-BS	C50-N18L-A-LM	-
	Panther 660	06-07	PIX50LBS-FS	PIX50L-BS	C50-N18L-A-LM	-
	Powder Extreme	97-98	PTX20BS-FS#	PTX20-BS#	CB18-A	-
	Powder Special	95-97	PTX20BS-FS#	PTX20-BS#	CB18-A	-
	Prowler	90-93	PTX14AHLBS-FS	PTX14AHL-BS	CB14L-A2	-
	Prowler	94	-	-	CB7-A	12N7-4A
	Prowler 2-Up	95	PTX20BS-FS#	PTX20-BS#	CB18-A	-
	Prowler Special	91-92	PTX20BS-FS#	PTX20-BS#	CB18-A	-
	Puma	94-96	PTX14AHLBS-FS	PTX14AHL-BS	CB14L-A2	-
	Sabercat 500	04-06	PTX20BS-FS#	PTX20-BS#	CB18-A	-
	Sabercat 600, 700	04-06	PIX50LBS-FS	PIX50L-BS	C50-N18L-A-LM	-
	Super Jag	87-88	PTX19LBS-FS	PTX19L-BS	CB16L-B	-
	Super Jag	89-92	PTX14AHLBS-FS	PTX14AHL-BS	CB14L-A2	-
	T660 Touring	04-06	PIX50LBS-FS	PIX50L-BS	C50-N18L-A-LM	-
	T660 Turbo	04-07	PIX50LBS-FS	PIX50L-BS	-	-
	T660 Turbo Touring	04-07	PIX50LBS-FS	PIX50L-BS	-	-
	Thundracat	97-02	PTX20BS-FS#	PTX20-BS#	CB18-A	-
	Wildcat (EFI)	93	PTX19LBS-FS	PTX19L-BS	CB16L-B	-
	Wildcat (EFI)	95-96	-	-	CB7-A	12N7-4A
	Wildcat (MC)	94	-	-	CB7-A	12N7-4A
	Wildcat Touring	95-96	-	-	CB7-A	12N7-4A
	Z	98-01	PTX14AHLBS-FS	PTX14AHL-BS	CB14L-A2	-
	Z 370, 440	02-07	PTX14AHLBS-FS	PTX14AHL-BS	CB14L-A2	-
	Z 570	02-07	PIX50LBS-FS	PIX50L-BS	C50-N18L-A-LM	-
	ZL	01	PTX20BS-FS#	PTX20-BS#	CB18-A	-
	ZL 500	02	PTX20BS-FS#	PTX20-BS#	CB18-A	-
	ZL 550, 600	02-03	PTX20BS-FS#	PTX20-BS#	CB18-A	-
	ZL 800	02-03	PIX50LBS-FS	PIX50L-BS	C50-N18L-A-LM	-
	ZR (EFI)	95-96	-	-	CB7-A	12N7-4A
	ZR 500, 600	01-02	PTX20BS-FS#	PTX20-BS#	CB18-A	-
	ZR 800	02-03	PIX50LBS-FS	PIX50L-BS	C50-N18L-A-LM	-
	ZR 900	03-06	PIX50LBS-FS	PIX50L-BS	C50-N18L-A-LM	-
	ZRT	97-02	PTX20BS-FS#	PTX20-BS#	CB18-A	-

BOMBARDIER/SKI-DOO (BRP)

cc	Model	Year	Factory Sealed, Maintenance Free	Sealed Maintenance Free	High Performance	Conventional
	All models	-98	PIX50LBS-FS	PIX50L-BS	C50-N18L-A-LM	C50-N18L-A3
	All 4-stroke	03	PIX50LBS-FS	PIX50L-BS	-	-
	CK3 Types	99-03	PIX50LBS-FS	PIX50L-BS	C50-N18L-A-LM	C50-N18L-A3
	Elite	04-06	PIX30LBS-FS	PIX30L-BS	-	-
	ZX Types	99-01	PTX15LBS-FS	PTX15L-BS	-	-
	ZX Types	02-03	PTX20LBS-FS	PTX20L-BS	-	-

KAWASAKI

cc	Model	Year	Factory Sealed, Maintenance Free	Sealed Maintenance Free	High Performance	Conventional
	All Models	All	PIX50LBS-FS	PIX50L-BS	C50-N18L-A-LM	C50-N18L-A3

POLARIS

cc	Model	Year	Factory Sealed, Maintenance Free	Sealed Maintenance Free	High Performance	Conventional
	Indy, Indy Trail	84-91	PIX50LBS-FS	PIX50L-BS	C50-N18L-A-LM	C50-N18L-A3
	All EFI (RXL, 500 EFI)	93-97	-	-	CB9A-A	-
	FS/FST	06	PTX20LBS-FS	PTX20L-BS	-	-
	Sprint (Electric Start)	86-90	-	-	C60-N24-A	-
	Wide Track	89-05	PIX50LBS-FS	PIX50L-BS	C50-N18L-A-LM	C50-N18L-A3
	All Other Models	92-05	PTX14AHLBS-FS	PTX14AHL-BS	CB14A-A2	-
	All Electric Start Kits	85-93	PIX50LBS-FS	PIX50L-BS	C50-N18L-A-LM	C50-N18L-A3
	All Electric Start Kits	94-05	PTX14AHLBS-FS	PTX14AHL-BS	CB14A-A2	-

YAMAHA

cc	Model	Year	Factory Sealed, Maintenance Free	Sealed Maintenance Free	High Performance	Conventional
1000	Apex	06-08	PTX14BS-FS	PTX14-BS	-	-
	RX1000R RX (All Models)	03-05	PTX20LBS-FS	PTX20L-BS	-	-
700	SXV700ER	02-03	PIX50LBS-FS	PIX50L-BS	C50-N18L-A-LM	C50-N18L-A3
	SXViper ER	98-04	PIX50LBS-FS	PIX50L-BS	C50-N18L-A-LM	C50-N18L-A3
	VT700 Venture 700	98-04	PIX50LBS-FS	PIX50L-BS	C50-N18L-A-LM	C50-N18L-A3
	VX700XTCD	-	-	-	-	-
	Vmax 700	-	-	-	-	-
	XTC Deluxe	98	PIX50LBS-FS	PIX50L-BS	C50-N18L-A-LM	C50-N18L-A3
	VX700DX Vmax 700 Deluxe	99-00	PIX50LBS-FS	PIX50L-BS	C50-N18L-A-LM	C50-N18L-A3
	VX700ER Vmax 700 ER	01-02	PIX50LBS-FS	PIX50L-BS	C50-N18L-A-LM	C50-N18L-A3
600	VT600 Venture 600	97-98	-	-	CB16AL-A2	-
	VT600 Venture 600	99-06	PIX50LBS-FS	PIX50L-BS	C50-N18L-A-LM	C50-N18L-A3
	VX600E/DX	-	-	-	-	-
	Vmax 600 LE/ DX	94-96	-	-	CB16AL-A2	-
	VX600ER Vmax 600 ER	02-03	PIX50LBS-FS	PIX50L-BS	C50-N18L-A-LM	C50-N18L-A3
	VX600XTC Vmax 600 XTC	97-98	-	-	CB16AL-A2	-
	VX600 DX Xmax	-	-	-	-	-
	600 Deluxe	99-01	PIX50LBS-FS	PIX50L-BS	C50-N18L-A-LM	C50-N18L-A3
570	EX570E Exciter	88-90	-	-	CB16AL-A2	-
	EX570E	-	-	-	-	-
	Exciter II LE	91-93	-	-	CB16AL-A2	-
540	EC540 Excel	79-80	PIX50LBS-FS	PIX50L-BS	C50-N18L-A-LM	C50-N18L-A3
	VK540E, II, III	89-03	-	-	CB16AL-A2	-
	XL540 XLV	85-90	-	-	CB16AL-A2	-
500	PZ500DX Phazer 500 Deluxe	01	-	-	CB16AL-A2	-
	VT500 Venture 500	97-01	-	-	CB16AL-A2	-
	VT500	-	-	-	-	-
	Venture 500 XL	99-00	-	-	CB16AL-A2	-
	VX500E Vmax	94-01	-	-	CB16AL-A2	-
480	PZ480E Phazer Deluxe	84-89	PTX14AHLBS-FS	PTX14AHL-BS	CB14L-A2	12N14-3A
	PZ480E Phazer II	-	-	-	-	-
	LE, SS	90-98	PTX14AHLBS-FS	PTX14AHL-BS	CB14L-A2	12N14-3A
	VT480 Venture GT	92-93	PTX14AHLBS-FS	PTX14AHL-BS	CB14L-A2	12N14-3A
	VT480 Venture XL	91-97	PTX14AHLBS-FS	PTX14AHL-BS	CB14L-A2	12N14-3A
	VT480TR Venture	-	-	-	-	-
	TR Electric	98	PTX14AHLBS-FS	PTX14AHL-BS	CB14L-A2	12N14-3A
340	CS340 Ovation Deluxe/ LE	89-98	PTX14AHLBS-FS	PTX14AHL-BS	CB14L-A2	12N14-3A
	EC340 Excel III	81-88	PTX14AHLBS-FS	PTX14AHL-BS	CB14L-A2	12N14-3A
	ET340E Enticer	79	PIX50LBS-FS	PIX50L-BS	C50-N18L-A-LM	C50-N18L-A3
	ET340E Enticer	80	PTX14AHLBS-FS	PTX14AHL-BS	CB14L-A2	12N14-3A
300	CF300 Inviter	86-90	-	-	CB16AL-A2	-
125	SV125E Sno-Sport	90-91	PTX14AHLBS-FS	PTX14AHL-BS	CB14L-A2	12N14-3A
80	SV80E Sno-Scoot	88-90	-	-	CB7L-B	12N7-3B
	Electric Start Kit	-	-	-	-	-
	8DS Triple	All	PIX50LBS-FS	PIX50L-BS	C50-N18L-A-LM	C50-N18L-A3
	Electric Start Kit	-	-	-	-	-
	8CR Twin Vmax	All	PTX14AHLBS-FS	PTX14AHL-BS	CB14L-A2	-

The PTX20 series batteries may be used as an optional upgrade, but some modification to the hold down may be necessary. See battery label for retrofit cautions.



Snowmobile Battery Applications

YAMAHA (Continued)

Table with columns: cc, Model, Year, Factory Sealed Maintenance Free, Sealed Maintenance Free, High Performance, Conventional. Includes Electric Start Kit 8DJ PZ500.

YAMAHA (Continued)

Table with columns: cc, Model, Year, Factory Sealed Maintenance Free, Sealed Maintenance Free, High Performance, Conventional. Includes Electric Start Kit 8BH PZ480 ST, ET410TR.

Personal Watercraft Battery Applications

ARCTIC CAT

Table with columns: cc, Model, Year, Factory Sealed Maintenance Free, Sealed Maintenance Free, High Performance, Conventional. Includes Tiger Shark (All Models).

BOMBARDIER/SKI-DOO (BRP)

Table with columns: cc, Model, Year, Factory Sealed Maintenance Free, Sealed Maintenance Free, High Performance, Conventional. Includes GTX 4-Tec, RXP.

HONDA

Table with columns: cc, Model, Year, Factory Sealed Maintenance Free, Sealed Maintenance Free, High Performance, Conventional. Includes Aqua Trax F-12, R-12X.

KAWASAKI

Table with columns: cc, Model, Year, Factory Sealed Maintenance Free, Sealed Maintenance Free, High Performance, Conventional. Includes JT1500-A, JH1200-A, etc.

KAWASAKI (Continued)

Table with columns: cc, Model, Year, Factory Sealed Maintenance Free, Sealed Maintenance Free, High Performance, Conventional. Includes JF650 X2, JS550, etc.

POLARIS

Table with columns: cc, Model, Year, Factory Sealed Maintenance Free, Sealed Maintenance Free, High Performance, Conventional. Includes All Models.

S.O.S. MARINE MFG

Table with columns: cc, Model, Year, Factory Sealed Maintenance Free, Sealed Maintenance Free, High Performance, Conventional. Includes All Models.

ULTRANAUTICS

Table with columns: cc, Model, Year, Factory Sealed Maintenance Free, Sealed Maintenance Free, High Performance, Conventional. Includes Sea Flash, Wet Bike, etc.

WET JET INTERNATIONAL

Table with columns: cc, Model, Year, Factory Sealed Maintenance Free, Sealed Maintenance Free, High Performance, Conventional. Includes All Models.

YAMAHA

Table with columns: cc, Model, Year, Factory Sealed Maintenance Free, Sealed Maintenance Free, High Performance, Conventional. Includes All Waverunner Models.

Utility Vehicle Battery Applications

ARCTIC CAT

Table with columns: cc, Model, Year, Factory Sealed Maintenance Free, Maintenance Free, High Performance, Conventional. Includes Prowler 650.

KAWASAKI

Table with columns: cc, Model, Year, Factory Sealed Maintenance Free, Maintenance Free, High Performance, Conventional. Includes Mule 5210 Diesel, KAF620, etc.

POLARIS

Table with columns: cc, Model, Year, Factory Sealed Maintenance Free, Maintenance Free, High Performance, Conventional. Includes Ranger 6x6, 4x4, 2x4.

SUZUKI

Table with columns: cc, Model, Year, Factory Sealed Maintenance Free, Maintenance Free, High Performance, Conventional. Includes QUV620F.

YAMAHA

Table with columns: cc, Model, Year, Factory Sealed Maintenance Free, Maintenance Free, High Performance, Conventional. Includes Rhino (All Models).



European and other Motorcycle Battery Applications

APRILIA

cc	Model	Year	Battery Type
1000	ETV Caponord	02-03	PTX14-BS-
	RST Futura	01-04	PTX12-BS-
	RSV 1000 Mile SP	99	PTX12-BS-
	RSV 1000 Factory	04-05	PTX12-BS-
	RSV 1000 Mile R	01-05	PTX12-BS-
	RSV 1000 Mile	01-03	PTX12-BS-
	RSV 1000 Mile	00	PTX12-BS-
	Tuono	03-05	PTX12-BS-
	SL Falco	01-03	PTX14-BS-
650	Pegaso	00	CB12AL-A
600	Tuareg, Wind	87-88	CB14L-A2-
500	Scarabeo	04-05	CB14L-A2-
	Atlantic	03-05	CB14L-A2-
350	Tuareg, Wind	87-88	CB14L-A2-
250	RS250	00-04	CB4L-B-
200	Atlantic	04-05	CB12AL-A
150	Scarabeo	00-04	CB12AL-A
	Mojito	04-05	PTX7L-BS-
	Leonardo	00-03	CB12AL-A
125	Tuareg, Wind	88	CB9-B
50	RS50	00-05	CB4L-B-
	SR50	00-01	CB4L-B-
	SR50 Ditech	01-05	PTX5L-BS-
	Scarabeo	00-03	CB4L-B-
	Mojito	04-05	CB4L-B-
	Rally	04-05	CB4L-B-

ATK

cc	Model	Year	Battery Type
	All Electric		
	Start Models	91-95	PTX9-BS-
	All Electric		
	Start Models	96-01	PTX7L-BS-

BENELLI

cc	Model	Year	Battery Type
900	900 (6 Cilindri)		C60-N24AL-B-
650	650 Tornado U.T.		CB12A-A
250	250 (4 Cilindri)		CB12A-A
	250-2C		6N11A-1B
125	125 Cross		6N11A-1B
	125 Custom Guzzi		12N5.5-4A
	125 Guzzi		12N5.5-4A
	125 Jarno (c/avv.)		CB9-B
	125 Scooter Benelli		CB9L-B
	125-2 CSE		6N11A-1B
	125CS		CB9-B
	125T Sport		6N11A-1B
50	Devil 50 (c/avv.)		CB4L-B-
	KBX 50 Race		CB4L-B-
	Scooty LX/DLX		CB4L-B-

BIG DOG

cc	Model	Year	Battery Type
1750	Boxer	01-02	PTX20L-BS-
	Bulldog	98-02	PTX20L-BS-
	Husky, Husky XT	99-02	PTX20L-BS-
	Mastiff	01-02	PTX20L-BS-
	Pitbull	98-02	PTX20L-BS-
	Prosport,		
	Prosport 18	99-02	PTX20L-BS-
	Vintage- Classic,		
	Light, Sport	00-02	PTX20L-BS-
	Woft		
1570	Vintage- Classic,		
	Light, Sport	99	PTX20L-BS-
1442	Aeroglide,		
	Aerosport	98-99	PTX20L-BS-
	Bulldog	98	PTX20L-BS-
	Pitbull	98-99	PTX20L-BS-
	Prosport,		
	Prosport 18	98	PTX20L-BS-
	Vintage- Classic,		
	Light, Sport	98	PTX20L-BS-
1340	Aeroglide &		
	Aerosport	97	PTX20L-BS-
	Coyote	95-96	PTX20L-BS-
	Proglide	95-00	PTX20L-BS-
	Vintage- Classic,		
	Light, Sport	95-97	PTX20L-BS-

BIMOTA

cc	Model	Year	Battery Type
1100	SB6, SB7	95-97	PTX7L-BS(x2)-
	SB6R	97-99	PTX12-BS-
1000	YB8/ YB10	92-95	CB14L-A2-
	YB11	96-99	PTX12-BS-
996	SB8R, SB8RS	98-00	PTX12-BS-
900	DB2	93-95	CB14A-2-

BIMOTA (Continued)

cc	Model	Year	Battery Type
	DB2 Final Edition	97	CB14A-2-
	DB3 Mantra	97-99	PTX7L-BS(x2)-
	Tesi	91-95	CB14A-2-

BMW

cc	Model	Year	Battery Type
1200	R1200GS	05	PTX14-BS-
	K1200LT	99-	51913-
	K1200RS	97-	51913-
	R1200C	98-	51913-
1150	R1150GS, R	00-	51913-
1100	R1100LT/RS	90-95	51913-
	R1100GS	94-00	51913-
	R1100R	94-00	51913-
	R1100RS, RT	93-	51913-
	R1100S	99-	51913-
1000	All K Models	83-93	53030-
	R100/7	76-84	53030-
	R100GS,PD,R,		
	RS,RT	87-95	53030-
	R100CS	76-84	53030-
900	R90/6, R90S	69-76	53030-
850	R850R	95-97	51913-
800	R80, R80RT	84-95	53030-
	R80GS, R80ST	80-96	51814
	R80/7, R80RT	78-84	53030-
750	K75, RT	85-95	53030-
	K75C, S	85-95	51814
	R75/5	70-73	51814
	R75/7	76-84	53030-
	R75/6	69-76	53030-
700	R69 - R69S	55-69	B38-6A
650	F650	93-	CB12AL-A
	R65	84-95	53030-
	R65LS	78-84	51814
600	R60, R60/2		
	Twin Cylinders	55-69	B38-6A
	R60/5	70-73	51814
	R60/6, R60/7	69-84	53030-
500	R60/2 Twin		
	Cylinders	55-69	B38-6A
	R50/5	70-73	51814
	R60/S Twin		
	Cylinders	55-69	B38-6A
260	R26, R27		
	Single Cylinder	55-69	6N11A-1B
	R26		B39-6

BSA

cc	Model	Year	Battery Type
	250, 350, 400		CB7-A
	441, 500 (12V)		CB7-A
	600, 650, 750 (12V)		CB7-A
	250, 350, 650 (6V)		B39-6
	500 Gold Star		B38-6A
	Rocket 750,		
	Thunderbolt		CB9L-B
	Spitfire HK35,		
	Starfire B25		CB9L-B

CAGIVA

cc	Model	Year	Battery Type
900	Elefant E900		CB16B-A1
750	Elefant	94-97	CB16-B-
	Elefant Bifaro	89	CB14L-A2-
500	T4 E Elefant	88-	CB14L-A2-
350	Elefant 2 Cyl.	86-	CB14L-A2-
	T4 E Elefant, W12	87-	CB14L-A2-
	T4R	87-	CB3L-A
125	Crouser	87-88	CB9-B
	Freccia C9/ C10R/		
	C12R	87-90	CB9-B
	Lawson	90-97	CB9-B
	Mito	90-97	CB9-B
	N 90	97	CB9-B
	Roadster	94-97	CB9-B
	Supercity	91-97	CB9-B
50	City, Lucky, Explorer	94-97	PTX4L-BS-
	K3, W4	-98	CB4L-B-

CAN-AM

cc	Model	Year	Battery Type
250	All Models	96-01	12N5-4B
175	All Models	96-01	12N5-4B
125	All Models (Except Roadster & Supercity)	96-01	12N5-4B

CCM

cc	Model	Year	Battery Type
600	All Electric		
	Start Models	96-01	PTX9-BS-

DAZON

cc	Model	Year	Battery Type
150	Raider-Adventure	02-03	12N5-4B
	Raider- Classic	04	PTX9-BS-
	Raider-Max	04	PTX9-BS-
125	Scorpion	04	PTX9-BS-
50	Diamondback	03-04	PTX4L-BS-
	Stinger	03-04	CB7-A

DERBI

cc	Model	Year	Battery Type
	All Models		CB4L-B-

DUCATI

cc	Model	Year	Battery Type
1200	12, S, Multistrada	07	PT12B-4
1100	1100, S, Multistrada,		
	Hypermotard	07	PT12B-4
1098	1098	07	PTX14-BS-
	All Other Models	01-07	PT12B-4
1000	Biposto, GT, ST3	07	PT12B-4
998	998, 999	02-07	PT12B-4
996	Monoposto,		
	Biposto, S	01-07	PT12B-4
	996, S, SPS	99-00	CB16AL-A2
944	ST2	01-07	PT12B-4
	Suport Touring 2		
	(ST2)	97-00	CB16AL-A2
916	Biposto, Senna,		
	Strada	94-98	CB16AL-A2
	I.E., SP, SP S	94-98	CB16AL-A2
	Monster S4	01-02	PT12B-4
	ST4	01-07	PT12B-4
	ST4	99-00	CB16AL-A2
907	I.E. Paso	90-94	CB16-B-
906	Paso	90-92	CB16-B-
900	Monster	01-07	PT12B-4
	Monster	94-00	CB16AL-A2
	SS Kick-Start	-81	CB12A-A
	SS Replica	-81	CB12A-A
	SS Supersport,		
	Replica	82-	CB14L-A2-
	SS	01-07	PT12B-4
	SL	92-96	CB16AL-A2
	Supersport FE	97-98	CB16AL-A2
888	SP, SP II, SP IV,		
	SP V	90-95	CB16AL-A2
860	GT, GTS		C60-N24AL-B-
	Kick-Start		CB12A-A
851	Superbike	90-91	CB16AL-A2
	S Superbike	91-92	CB16AL-A2
800	800SS	07	PT12B-4
750	F1, Montjuich, Paso	87-90	CB14L-A2-
	GT, Laguna Seca		C60-N24AL-B-
	Indiana		CB14L-A2-
	Monster	01-07	PT12B-4
	Sport	89-90	CB16AL-A2
750	SS Supersport		
	Kick-Str.		CB12A-A
	SS	01-07	PT12B-4
	SS	90-00	CB16AL-A2
748	Monoposto,		
	Biposto, S	01-07	PT12B-4
	Strada Biposto,		
	SP, SPS	97-00	CB16AL-A2
695	Multistrada	07	PT12B-4
650	Alazzurra, Indiana,		
	Pantah		CB14L-A2-
600	Monster	01-07	PT12B-4
	Pantah		CB14L-A2-
	TL		CB14L-A2-
500	GTL, GTV		C50-N18L-A3-
	Pantah		CB14L-A2-
	Sport		C50-N18L-A3-

GAS GAS

cc	Model	Year	Battery Type
370	Pampera	97	PTX4L-BS-
320	Pampera	98- 01	PTX4L-BS-
250	Pampera	96- 01	PTX4L-BS-

GILERA

cc	Model	Year	Battery Type
600	Nordwest	93	CB14L-A2-
	RC 600C	93	CB14L-A2-
	Top Rally, XRT		CB14L-A2-

* Please see battery cross reference chart on page 5 for optional upgrades.



European and other Motorcycle Battery Applications

GILERA (Continued)

Table with columns: cc, Model, Year, Battery Type. Lists Gilera models like Dakota Kick-Start, Arizona Rally, Apache Kick-Start, etc.

HUSABERG

Table with columns: cc, Model, Year, Battery Type. Lists Husaberg models like All Electric Start Models.

HUSQVARNA

Table with columns: cc, Model, Year, Battery Type. Lists Husqvarna models like TE610E, SM610S.

HYOSUNG MOTORS

Table with columns: cc, Model, Year, Battery Type. Lists Hyosung models like XR125.

KASEA

Table with columns: cc, Model, Year, Battery Type. Lists Kasea models like RX125.

KTM

Table with columns: cc, Model, Year, Battery Type. Lists KTM models like Adventure, Adventurer, Duke, etc.

MBK

Table with columns: cc, Model, Year, Battery Type. Lists MBK models like Skyliner, Vertex, Doodo, etc.

MOTO GUZZI

Table with columns: cc, Model, Year, Battery Type. Lists Moto Guzzi models like Brevia, Griso, 1100 California, etc.

MuZ

Table with columns: cc, Model, Year, Battery Type. Lists MuZ models like Baghira, Mastiff, Skorpion.

MV AGUSTA

Table with columns: cc, Model, Year, Battery Type. Lists MV Agusta models like F4, Brutale.

NORTON

Table with columns: cc, Model, Year, Battery Type. Lists Norton models like 850 Commando, 750 Ranger.

OZBIKE

Table with columns: cc, Model, Year, Battery Type. Lists Ozbike models like All Models.

PANDA MOTOR SPORTS

Table with columns: cc, Model, Year, Battery Type. Lists Panda Motor Sports models like Trail Rider, Com-ute.

PEUGEOT

Table with columns: cc, Model, Year, Battery Type. Lists Peugeot models like Elyseo, SV, SV Geo.

PIAGGIO-VESPA

Table with columns: cc, Model, Year, Battery Type. Lists Piaggio-Vespa models like APE CAR, MP, MPR, P602, etc.

PUCH

Table with columns: cc, Model, Year, Battery Type. Lists Puch models like Cobra 80, Cobra GTL, etc.

ROYAL ENFIELD

Table with columns: cc, Model, Year, Battery Type. Lists Royal Enfield models like All Kick-Start Models.

Please see battery cross reference chart on page 5 for optional upgrades. † Part number PTZ10S can be used as an optional upgrade, but spacer from MV must be used. † Must use factory activated battery.



European and other Motorcycle Battery Applications

ROYAL ENFIELD (Continued)

cc	Model	Year	Battery Type
	All Kick-Start Models	00-03	CB5L-B
	All Electric Start Models	00-03	CB14L-A2•
350	All Kick-Start Models	95-99	CB7-A
	All Kick-Start Models	00-03	CB5L-B
	All Electric Start Models	00-03	CB14L-A2•

SYM

cc	Model	Year	Battery Type
50	Red Devil	01	PTX4L-BS•

TGB / VINKING

cc	Model	Year	Battery Type
150	All Models	00	CB4L-B•
125	All Models	00	CB4L-B•
90	All Models	00	CB4L-B•
50	All Models	00	CB4L-B•

TRIUMPH

cc	Model	Year	Battery Type
2300	Rocket 3	03-07	PTX20L-BS•
1200	Trophy	00-02	PTX14-BS•
	All Other Models	93-99	CB14L-A2•
1050	Tiger	07	PTX12A-BS
	Triple	05-07	PTX12A-BS
1000	Daytona	92-93	CB14L-A2•
955	Daytona 955i, Speed Triple, Sprint ST, Sprint RS	99-02	PTX14-BS•
	Tiger	00-02	PTX14-BS•
	All Other Models	02	PTX14-BS•
900	Bonneville	96-97	CB14L-A2•
	Scrambler	06-07	PTX12-BS•
	T90	06-07	PTX12-BS•
	Tiger	99-01	PTX14-BS•
	Thruxton	03-07	PTX12-BS•
	Thunderbird	02	CB14L-A2•
	All Other Models	91-01	CB14L-A2•
800	Bonneville	01-02	PTX12-BS•
	Speedmaster	03-05	PTX12-BS•

TRIUMPH (Continued)

cc	Model	Year	Battery Type
750	Bonneville, Tiger		CB9-B
	T150 Trident		CB7L-B
	All Other Models	93-97	CB14L-A2•
675	Daytona 675	06-07	PT7B-4
650	T120 Bonneville		CB7L-B
	600 (12V)		B39-6(x2)
	6T, T20B		6N11A-1B
	Daytona 600	03-05	PTX9-BS•
	TT600	00-02	PTX12-BS•
500	500 (12V)		B39-6(x2)
	5TA, TR5A/R		6N11A-1B
350	350 (6V)		6N11A-1B
	350 (12V)		B39-6(x2)
	350 3TA, Twenty One		B38-6A
250	Tigress (6V)		6N11A-1B
	Tigress (12V)		6N11A-1B(x2)
200	Tiger		6N11A-1B
173	Tigress		6N11A-1B
150	Trident		CB7L-B
120	Bonneville		CB7L-B

Riding Mower Battery Applications

ALLIS-CHALMERS

Model	Battery Type
405, 508	12N9-4B-1•
608LTD, 611LTD, 611 Special, 611H, 613, 616 Special, 616H, 830 Sprint, T811, T816, 1036 Spirit	U1(9)

ARIENS / GRAVELY

Model	Battery Type
1330, 1332, 8028, 8530	CB14A-A2•
901000 & 912000 Series	12N12A-4A-1•
925000 & 927000 Series	12N12A-4A-1•
929001, 929002, GT17, 931001, 931006, GT20, 931010, 931018, HT16, YT10, YT11	U1(9)

ATLAS TOOL & MFG. CO.

Model	Battery Type
ER2600, ER650, ER2680, ER3280	12N9-3A-1•

BOLENS

Model	Battery Type
Husky 728, Husky 770, Husky 829	CB9-B

BUNTON COMPANY

Model	Battery Type
32-10BBS, 36-10BBS, 36H-10BBS	U1(9)
52-10BBS, 52H-10BBS	U1(9)
Lawn Lark 36	U1R(9)

CARTER BROTHERS

Model	Battery Type
EZ-502, EZ-502C, EZ-702, EZ-702C	CB12A-A

CASE INTERNATIONAL

Model	Battery Type
107, 108, 108XC, 110, 110XC, 116XC, 117, 118, 210, 220, 222, 226, 442, 448, 644, 646, 648, 80XC	U1(9)
M80	CB12A-A

DEERE & CO.

Model	Battery Type
100, 108, 111, 112L, 116, 116H	U1(9)
200, R72, R92, S82, S92	U1(9)

DIXIE CHOPPER

Model	Battery Type
5018, 5020, 5024, 6024	U1(9)

E.T. RUGG CO.

Model	Battery Type
5049-E2, 5049-E4, 5069-E, 5088-E	U1(9)

ECONOMY TRACTOR

Model	Battery Type
PK1212	U1R(9)

FLOW-MOW MOWER COMPANY

Model	Battery Type
JETX 2668	U1(9)

FORD MOTOR CO.

Model	Battery Type
LGT100, LGT120, LGT125, LGT145, LGT165, LT75, RMT66	U1(9)

GARDEN WAY / TROY BUILT

Model	Battery Type
Pony (before 1996)	CB12A-A
Pony (After 1996)	CB9-B
Troy-Built Rototiller	U1(9)

GENERAL APPLIANCE MFG. CO.

Model	Battery Type
All Electric Starters	U1(9)

GENERAL POWER

Model	Battery Type
3-725-E7, 3-725-E8, 3-725-E9	12N12A-4A-1•
WES725, WES725-FS	12N12A-4A-1•

GILSON

Model	Battery Type
GT14, GT14E, GT14HE	U1(9)
YT11E, YT11HE, YT12.5, YT12E	U1(9)

GRAVLEY CORPORATION

Model	Battery Type
1132, 1138, IHDE-126, IHDE-130, IHSE-126	U1(9)
408	U1R(9)

HEILMAN ENTERPRISES

Model	Battery Type
11-76, 11-77, 11-78, 8-76, 8-77	U1(9)
220, 440, 445, 550, 555	U1R(9)

HUFFMAN MFG. CO. (HUFFY)

Model	Battery Type
H-270, H-360	CB12A-A

HULL INDUSTRIES

Model	Battery Type
TC30ER	CB16-Bx

JACOBSEN/HOMELITE/HUSTLER

Model	Battery Type
42642, 43020, 43032, 43037	CB9-B
43043, Javelin MK11, RE-8E	CB9-B
53107, 53146, 53148, 53200,	

JACOBSEN/HOMELITE/HUSTLER (Continued)

Model	Battery Type
53215, 53275, 53300, 53330	U1(9)
GT12G, GT12H	U1(9)
730-OLE, T-8	U1R(9)

JC PENNEY

Model	Battery Type
931-2703, 931-2737, 931-5730	U1(9)

J. I. CASE

Model	Battery Type
M-80	12N12A-4A-1•

KEES

Model	Battery Type
48/60	U1(9)

KUBOTA

Model	Battery Type
B4200, B5100, B5200, B6100, B620, B7100	U1(9)
G3200, G4200, G5200, G6200, PX2100	U1(9)

LAWN BOY

Model	Battery Type
333, 335, 5802, 5803, 7258E	12N9-3A-1•
7259E, 7260E, 8227E, 8228E	12N9-3A-1•
8229E, 8229EA, 8233E	12N9-3A-1•
9303E, 9325E, 9328E, 9328ES, 9365ES, 9368E, 9368ES	U1(9)
9369ES (After 1975)	U1(9)
9329ES (After 1975)	U1(9)
9369ES & 9329ES (Thru 1975)	U1R(9)

MINNEAPOLIS-MOLINE

Model	Battery Type
All Models	U1(9)

MONTGOMERY WARD

Model	Battery Type
99 & Under Series	CB9-B
1300-1400 Series	U1(9)

MORIDGE MFG., CO.

Model	Battery Type
1210, 1622, 1822	U1(9)

MTD PRODUCTS

Model	Battery Type
300, 400, 500, 600 Series	CB14L-A2•
385, 410, 412, 465, 485, 489, 497	CB14L-A2•
387, 397, 455, 485, 495, 497, 525, 667, 760	U1(9)
500, 525, 526, 600, 698, 775, 795	CB14L-A2•
796, (395, 760 From 1981)	CB14L-A2•
700-800 Series	C50-N18L-A3•

MURRAY OHIO MFG., CO.

Model	Battery Type
2523, 3033, 3035, 6-30502	CB14L-A2•
6-30502X4, 6-30702, 6-30702X4	CB14L-A2•
7-30502	CB14L-A2•

NOMA

Model	Battery Type
321050... 321054, 328000...	
328018	CB14L-A2•
360100, 36101	CB14L-A2•

POWER KING

Model	Battery Type
1212	U1(9)

ROOF MFG., CO.

Model	Battery Type
492683, 493081, 493071	U1(9)

ROOT MFG., CO.

Model	Battery Type
30-N7-3, 830-E, 30-NB-E	U1R(9)

ROPER

Model	Battery Type
96444, 96927, 96941, K522, K852	CB9-B
L722, L72256R	CB9-B
K9224AR, K922PRA, K9324AR	CB14L-A2•
K932PRA, L8000AT	CB14L-A2•

SEARS

Model	Battery Type
502.23365, 50223366, 502.2561128	U1R(9)
502.256050, 502.256051	12N14-3A•
502.256060... 502.256063	12N14-3A•
502.256070, 502.256071	12N14-3A•
502.256080, 502.256081	12N14-3A•
502.256120... 502.256126	12N14-3A•
502.256130... 502.256132	12N14-3A•
502.2561321, 502.2561576, 502.2561576	U1R(9)
502.256134, 502.256136A	12N14-3A•
502.256138, 917.255260	12N14-3A•
502.25617, 502.25619	U1R(9)
502.255270... 917.255273	12N14-3A•
502.255330, 917.255340	12N14-3A•
502.256135, 502.256136	CB16L-B•
502.256137, 502.256140	CB16L-B•
502.256141, 502.256142	CB16L-B•
131.96927, 131.969310	12N9-3A-1•
131.96941, 131.96970	12N9-3A-1•
520.25800 (Thru 1966)	U1(9)
520.25710 (Thru 1966)	U1(9)
520.25538 (Thru 1966)	U1(9)
536.250820...536.250823	12N9-3A-1•
536.25087	12N9-3A-1•
536.250920...536.250922	12N9-3A-1•
536.255110, 536.255112	12N9-3A-1•



Riding Mower Battery Applications

SEARS (Continued)

Model	Battery Type
536.255230...536.255232	12N9-3A-1
536.255240,536.255250	12N9-3A-1
536.657020,536.657040	12N9-3A-1
536.657060, 536.657080	12N9-3A-1
536.658080, 536.963100	12N9-3A-1
917.250740, 917.255120	12N9-3A-1
917.25424, 917.25431	12N9-3A-1
917.25435	U1R(9)
917.25474	U1R(9)
917.255121, 917.259180	12N9-3A-1
917.25541, 917.25558,	U1R(9)
917.25582	U1R(9)
917.25932	12N9-3A-1

SIMPLICITY

Model	Battery Type
3008, 3008-3, 99075	CB9-B

SNAPPER

Model	Battery Type
All Walk Behind Mowers (Electric Start)	PTX4L-BS

SPEEDEX TRACTOR CO.

Model	Battery Type
1020, 103, 1240, 1240M, 1320, 1330, 1632, 1640, 1640M, 1722, 1822, 820, 840, S-17, S-18	U1(9)

SWISHER

Model	Battery Type
18Hp/32	CB12A-A

TRU-TEST

Model	Battery Type
2-832E5, 6-1036E5, 3-83DE-5, 7-1036DE-5, WDE-10365, WDE-8325, WE-10365, WE-8325	U1(9)

TURFMASTER

Model	Battery Type
12/36, 12/39	U1(9)

VOELLER, INC.

Model	Battery Type
SS-7	U1(9)

WESTERN INT L. (DYNAMARK)

Model	Battery Type
320800, 328000, 361000	CB14L-A2
361100, 361102... 361107	CB14L-A2
361113, 361114, 421101, 456301	CB14L-A2

WHEEL HORSE / TORO

Model	Battery Type
108-3, 108-5, 111-5 (1985)	CB14L-A2
A85, A115 (1984)	CB14L-A2
11-32, 11-38, 11-44	U1(9)
57300, 57351, 57356, 57360	U1(9)
7-25, TE10, TE12	U1(9)

WHEEL HORSE / TORO (Continued)

Model	Battery Type
Grandmaster 117	U1(9)

WHITE OUTDOOR PRODUCTS

Model	Battery Type
FST-16	C50-N18L-A3
GT-185, -205, -1000	C50-N18L-A3
LT-125, -155, -160, -165	C50-N18L-A3
GT1000, R80, T100, T80, T800, T85	U1(9)

WOODS

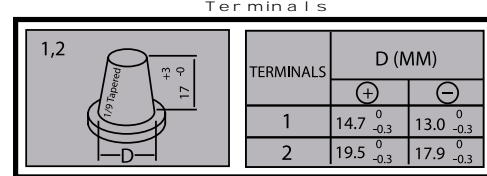
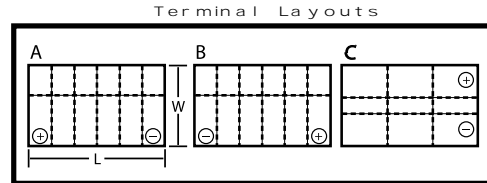

Model	Battery Type
1250, 1850	U1(9)

YARD MAN INC.

Model	Battery Type
13420, 3730	12N9-3A-1
Beetle	12N14-3A

Import Automotive Battery Specifications

Battery Type	Voltage (V)	Capacity at 20HR (Ah)	CCA	Apprx. Weight w/o Acid (Lbs.)	Terminal Type	Dimensions- Inches (+/- 1/16 in.)			Dimensions- Millimeters (+/- 2 mm.)			Terminal Height	Assembly Figure (per cover polarity)	Handle Type	
						Length	Width	Height	Terminal Height	Length	Width				Height
P-NS40Z	12	35	250	16	1	7 11/16	5 1/16	7 3/4	8 9/16	195	128	197	218	A	Plastic
P-NS40ZL	12	35	250	16	1	7 11/16	5 1/16	7 3/4	8 9/16	195	128	197	218	B	Plastic
P-NS40Z(S)	12	35	240	16	2	7 11/16	5 1/16	7 3/4	8 9/16	195	128	197	218	A	Plastic
P-NS40ZL(S)	12	35	240	16	2	7 11/16	5 1/16	7 3/4	8 9/16	195	128	197	218	B	Plastic
P-NS60	12	45	315	20	1	9 1/4	5 1/4	7 13/16	8 1/2	236	133	198	215	A	Plastic
P-NS60L	12	45	315	20	1	9 1/4	5 1/4	7 13/16	8 1/2	236	133	198	215	B	Plastic
P-NS60(S)	12	45	305	20	2	9 1/4	5 1/4	7 13/16	8 1/2	236	133	198	215	A	Plastic
P-NS60L(S)	12	45	305	20	2	9 1/4	5 1/4	7 13/16	8 1/2	236	133	198	215	B	Plastic
P-NS100	12	85	630	38	2	15 15/16	6 13/16	8 1/8	9 1/8	405	173	206	232	A	Rope
P-NS120	12	110	750	50	2	19 15/16	7 1/8	8 3/8	9 3/4	507	180	213	247	C	Rope
P-NS200	12	170	1100	89	2	19 15/16	10 1/2	8 1/2	9 7/16	507	267	216	240	C	Rope



PowerSport Battery Buying Guide

Top 25 Batteries representing 97% of the total powersport sales

Position	Power-Sonic Super Sport Part #	% of Coverage in Powersport Industry	Model Fitment Information		Personal Watercraft	Snow Mobile	Utility Vehicle	Scooter	Lawn & Garden
			Motorcycle	ATV					
1	CB14A-A2	14.6%	-	88%	-	6%	3%	-	3%
2	CB14L-A2	10.8%	71%	2%	-	9%	-	-	18%
3	CB16CL-B	10.6%	-	33%	54%	-	13%	-	-
4	12N9-4B-1	9.5%	100%	-	-	-	-	-	-
5	CB12A-A	8.5%	80%	5%	-	-	-	-	15%
6	C50N18L-A3	7.4%	48%	5%	-	38%	-	-	9%
7	CB16-B	4.7%	80%	-	13%	-	-	-	7%
8	PTX14-BS	4.6%	72%	26%	-	-	-	2%	-
9	PTX9-BS	4.5%	77%	21%	-	-	-	2%	-
10	PTX12-BS	3.8%	75%	20%	-	-	-	5%	-
11	PTX20L-BS	3.2%	56%	13%	27%	2%	2%	-	-
12	12N14-3A	3.2%	29%	-	-	-	-	-	71%
13	CB10L-A2	2.7%	100%	-	-	-	-	-	-
14	PTX4L-BS	1.8%	39%	37%	-	-	-	21%	3%
15	12N12A-4A-1	1.2%	73%	-	-	-	-	-	27%
16	12N7-4A	1.1%	86%	-	-	14%	-	-	-
17	CB14A-A	0.8%	-	100%	-	-	-	-	-
18	CB16L-B	0.7%	40%	-	40%	-	-	-	20%
19	HCB16A-AB	0.6%	100%	-	-	-	-	-	-
20	CB16AL-A2	0.6%	61%	-	-	39%	-	-	-
21	PTX5L-BS	0.6%	44%	34%	-	-	-	22%	-
22	CB12AL-A	0.4%	100%	-	-	-	-	-	-
23	CB18L-A	0.4%	100%	-	-	-	-	-	-
24	CB4L-B	0.4%	75%	-	-	-	-	25%	-
25	CB14-A2	0.3%	75%	17%	-	8%	-	-	-



Nut & Bolt Kits (for super sport series brand batteries)

PART #	DESIGN	BATTERY TYPE
MCB-01		CB4L-A, CB4L-B, CB9L-A2
MCB-02		6N6-3B, 6N6-3B-1, 6CB8L-B, 12N5-3B, 12N5-4B, 12N5.5-3B, 12N5.5-4A, 12N5.5A-3B, CB3L-A, CB3L-B, CB5L-B
MCB-03		CB12AL-A2
MCB-04		12N11-3A-1, 12N14-3A, CB10A-A2, CB10L-A2, CB10L-B2, CB12B-B2, CB12C-A, CB14A-2, CB14A-A2, CB14B-2, CB14L-A2, CB14L-B2, SCB14L-A2, SCB14L-B2, CB16AL-A2, HCB16A-AB, CB18-A, CB18L-A, C50-N18A-A, SC50-N18L-AT, C50-N18L-A-LM
MCB-05		CB16CL-B
MCB-06		6N11-2D, 6N11A-1B, 6N12A-2D, B38-6A, B54-6, 12N7-4A, 12N7-3B, 12N7D-3B, 12N7-4B, 12N9-3A-1, 12N9-3B, 12N9-4B-1, 12N10-3A, 12N10-3A-1, 12N12A-4A-1, CB7-A, CB7C-A, CB7L-B, CB9-B, CB9A-A, CB9L-B, CB12A-A, CB12AL-A, CB12A-B, CB14L-A1, CB16-B, CB16L-B, CB16-B-LM, CB16HL-A-LM
MCB-09		CHD4-12, C60-N24-A, C60-N24L-A, C60-N24AL-B, 51814, 51913, 53030



Nut & Bolt Kits (for super sport series brand batteries)

PART #	DESIGN	BATTERY TYPE
MCB-10		CB16B-A, CB16B-A1, C50-N18L-A3
MCB-11		PTX20-BS, PTX20CH-BS
MCB-12		PTZ5S, PT6B-3, PT7B-4, PTZ7S
MCB-13		12N24-3, U1(9), U1R(9), 51913-FS, P11U1LD-FS
MCB-14		PTX7ABS-FS, PT9B-4, PTX9BS-FS, PT12B-4, PTX12BS-FS, PT14B-4, PTX14BS-FS, PTX14LBS-FS, PTX14AHBS-FS, PTX14AHLBS-FS, PTX15LBS-FS, PTX19BS-FS, PTX19LBS-FS, PTX19CLBS-FS, PIX30CLBS-FS, PTX7A-BS, PTX9-BS, PTX12-BS, PTX14-BS, PTX14AH-BS, PTX14AHL-BS, PTX14L-BS, PTX16-BS, PTX19-BS, PTX19L-BS, PTX19CL-BS, PIX30CL-BS
MCB-15		B39-6
MCB-17		PIX20BS-FS, PTX20LBS-FS, PIX30LBS-FS, PIX50LBS-FS, PTX15L-BS, PTX18L-BS, PIX30L-BS, PIX50-BS, PIX50L-BS



Nut & Bolt Kits (for super sport series brand batteries)

PART #	DESIGN	BATTERY TYPE
MCB-19		PTX16-BS-1
MCB-20		PTX20L-BS
MCB-21		PTX4LBS-FS, PTX5LBS-FS, PTX7LBS-FS, PTX4L-BS, PTX5L-BS, PTX7L-BS
MCB-22		PTZ10S, PTZ12S, PTZ14S, PTR9-BS, PTX12A-BS
MCB-23		CB30L-B, CB30CL-B
MCB-24		CB10L-B, CB14A-A

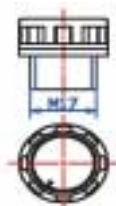
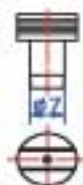



Filling Caps For Conventional Type Batteries
(for super sport series brand batteries)

PART #	DESIGN	BATTERY TYPE
MCC-01		C60-N24-A, C60-N24L-A, C60-N24L-B, 53030
MCC-02		6N4-2A, 6N4-2A-2, 6N4-2A-3, 6N4-2A-4, 6N4-2A-5, 6N4-2A-8 (6), 6N4B-2A, 6N4B-2A-3, 6N4B-2A-5, 6N6-3B, 6N6-3B-1, 6CB8L-B, 6N11A-1B, B38-6A, 12N5-3B, 12N5-4B, 12N5.5-3B, 12N5.5-4A, 12N7-4A, 12N7-3B, 12N7-4B, 12N9-3A-1, 12N9-3B, 12N9-4B-1, 12N10-3A, 12N10-3A-1, 12N14-3A, CB2.5L-C, CB2.5LC-1, CB3L-A, CB3L-B, CB4L-A, CB4L-B, CB5L-B, CB7-A, CB7L-B, CB9-B, CB9A-A, CB9L-A2, CB9L-B, CB10A-A2, CB10L-A2, CB10L-B, CB10L-B2, CB12AL-A2, CB14A-2, CB14A-A, CB14A-A2, CB14-B2, CB14L-A1, CB14L-A2, CB14L-B2, SCB14L-A2, SCB14L-B2, CB16AL-A2, HCB16A-AB, C50-N18A-A, C50-N18L-A3, SC50-N18L-AT, C50-N18L-A-LM
MCC-03		12N12A-4A-1, CB12A-A, CB12A-B, CB16-B, CB16CL-B, CB16L-B, CB16-B-LM
MCC-04		6N12A-2D, B54-6, 12N7D-3B, 12N11-3A-1, CB16B-A, CB16B-A1
MCC-05		CB7C-A
MCC-06		CB30L-B, CB30CL-B, 51814, 51913
MCC-07		6N2-2A, 6N2-2A-1, 6N2-2A-3, 6N2-2A-4, 6N2-2A-8, 6N2A-2C, 6N2A-2C-3, 6N4A-4D, 6N4C-1B, 6N5.5-1D, 6N5.5-1D-1, 6N6-1B, 6N6-1D-2, 6N11-2D, 12N5.5A-3B, CHD4-12, CB12B-B2, CB12C-A, CB18-A, CB18L-A, CB16HL-A-LM



Filling Caps For Conventional Type Batteries (for super sport series brand batteries)

PART #	DESIGN	BATTERY TYPE
MCC-10		12N24-3
MCC-14		B39-6
MCC-16		PTX4B-BS

Sealing Strips for sealed maintenance Free Batteries (for super sport series brand batteries)

PART #	BATTERY TYPE	SIZE(LxWxH)MM
MCS-03	PTX19-BS, PTX19L-BS, PTX19CL-BS	156x18x13
MCS-05	PTR4A-BS	100x15x9
MCS-08	PTX7A-BS, PTR9-BS, PTX9-BS, PTX12-BS, PTX12A-BS, PTX14-BS, PTX14L-BS, PTX16-BS, PTX16-BS-1	135x16x10
MCS-09	PTX4L-BS, PTX5L-BS, PTX7L-BS	104.5x15.5x12
MCS-10	PIX30L-BS, PIX30CL-BS	152.4x17.9x13
MCS-11	PTX15L-BS, PTX20-BS, PTX20CH-BS, PTX20L-BS	155.4x15.4x12.4
MCS-12	PTX14AH-BS, PTX14AHL-BS	116.6x11x11
MCS-13	PTX18L-BS, PIX50-BS, PIX50L-BS	183.2x18.2x13



Other Battery Hardware (for super sport series brand batteries)

PART #	BATTERY TYPE
MC101	Harley Davidson Battery Cable Adapter
MC102	Water Sensor for C50N18L-A3
MC103	Water Sensor for All Models Except C50-N18L-A3



PART #
MCR01

ITEM
Three Tier Powersports Battery Rack

Our heavy duty, easy to assemble Three tier design battery rack, is a perfect way to professionally display the Power-Sonic Super Sport Series Line.

This rack also makes a great sales and promotional tool, which can be used when setting up new inventories.

Comes complete with a colorful header board, which will definitely help this attractive display get noticed!



Sealed Maintenance Free Battery Features

Sealed Post
Prevents acid
leakage, reduces
corrosion, and
extends battery
life

safety valve
flame/arrestor
relieves excess
pressure

Thru-Partition
Construction
Provides shorter
current path with
less resistance
for more cranking
power

Special active
material in
the plates is
compounded
to withstand
vibration,
prolonging
battery life
and
dependability

Heat Sealed
Cover to case
Protects
against leakage
and corrosion.
bonded unit
providing extra
strength

Special grid
design
withstands
severe
vibration
and assures
maximum
conductivity

Polypropylene Cover and
Container Assure reserve
electrolyte capacity for
cooler operating temperature
and gives greater resistance
to gas, oil, and impact in
extreme weather conditions

Special separator
makes the battery
spill-proof. Valve
regulated design
eliminates water
loss and the need
to refill with acid





POWERSONIC
Super Sport Series

Phone - (619) 661-2020

Fax - (619) 661-3650

Customer Service - (619) 661-2030

Customer Service Fax - (619) 661-3648

7550 Panasonic Way

San Diego, CA 92154

www.power-sonic.com

